


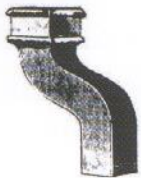
J & W LONGBOTTOM LTD

**INCORPORATING
SLOAN & DAVIDSON LTD**


**TRADITIONALLY MANUFACTURED
CAST IRON**



**RAINWATER PIPES
AND FITTINGS (ROUND)**



**RAINWATER PIPES
AND FITTINGS (RECTANGULAR)**




**SOIL PIPES
AND FITTINGS**




**RAINWATER GUTTERS
AND FITTINGS (HALF ROUND,
O.G., BOX, BOUNDARY WALL ETC.)**



ORNAMENTAL HEADS



**MANHOLE COVERS,
GULLY GRATES,
CHANNEL GRATING,
STOP COCK BOXES,
AIR BRICKS,
WALL PLATES AND
PAVEMENT LIGHTS**



Bridge Foundry, Holmfirth, Nr. Huddersfield HD9 7AW

Telephone: 01484-682141

Fax: 01484-681513

J & J.W. LONGBOTTOM LTD

J. & J.W. Longbottom Ltd. can trace its origins in Iron Founding back seventy five years during which time we have specialised in the production of Cast Iron Rainwater and Soil Goods. Following the closure of Sloan & Davidson Ltd., who had operated in Leeds for over a century making similar castings, we acquired that Company together with their Pattern range and this, with our own previous substantial list of products puts us in a sound position to execute the trade's requirements for many years to come.

The use of Cast Iron for drainage purposes has successfully stood the test of time and the installation of this established material is being more and more specified and insisted upon to preserve the traditional appearance of buildings and communities where other materials would simply look "out of place". Once adequately installed, many years of minimal maintenance and trouble free use will follow.

Despite much rationalisation in the trade in recent years, we still have the capacity to supply a comprehensive range of Pipes and Gutters with Fittings of all types, together with Manhole Covers, Gratings and ancillary Ironwork.

In presenting our latest Catalogue, we can only illustrate the more popular items. We can, however, make variations on most items shown, and other Castings to customers' special requirements in our own Foundry where age-proved production methods continue.

Bridge Foundry, Holmfirth, Nr. Huddersfield

Telephone: 01484-682141

Fax: 01484-681513

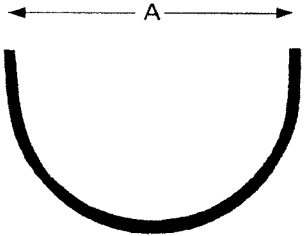
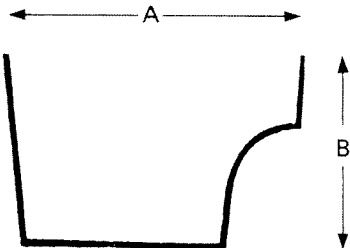
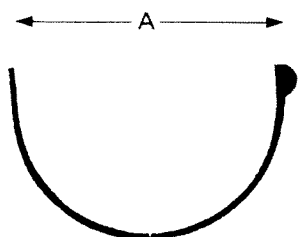
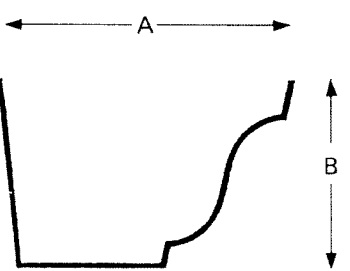
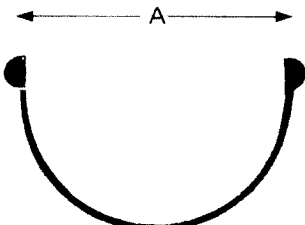
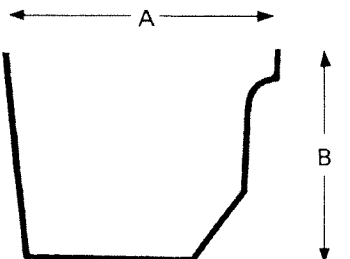
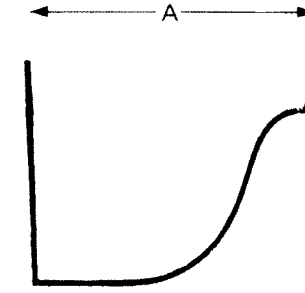
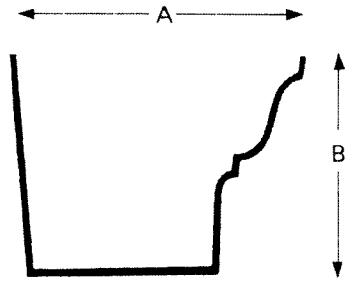
Whilst every care has been taken in the compilation of this Catalogue, no responsibility can be accepted for any errors or omissions contained therein. We reserve the right to modify or change designs without notice, pursuant to our policy of continuing product development and improvement.



CONTENTS

Sand - Cast Moulded Gutters	2 - 4
Pavement Gutters	4
Die Cast Gutters and Fittings	5
Gutter Fittings	6
Gutter Brackets	6
Rainwater Pipes (Round)	7
Rainwater Pipe Fittings (Round), Hopper Heads	7 - 8
Rainwater Pipes and Fittings (Rectangular)	9
Ornamental Earbands	10
Ornamental Rainwater Heads	10 - 20
Embellishments for Rainwater Heads etc.	21
Smoke Pipes and Bends	22
Soil Pipes	23
Soil Pipe Fittings	24 - 29
Bossed Pipes	29
Manhole Covers and Frames	30 - 31
Gully Grates and Frames	32 - 33
Channel Grating, Tree Grids	33
Air Bricks	34
Bollards, Railings, Wall Plates	34
Stop Cock Boxes, Sealing Plates and Frames	35
Soot Boxes, Grids, Step Irons, Pavement Lights, Bobbins, Nails	
Ornamental Gratings	36
Index	37
Metric Conversion Table	37

SAND - CAST MOULDED GUTTERS

<p>PLAIN DEEP HALF - ROUND</p>  <table data-bbox="582 302 813 571"> <thead> <tr> <th>A</th> <th>B</th> <th></th> </tr> </thead> <tbody> <tr><td>4" x 3"</td><td>No. 44</td><td></td></tr> <tr><td>5" x 3"</td><td>No. 44</td><td></td></tr> <tr><td>6" x 3"</td><td>No. 44</td><td></td></tr> <tr><td>5" x 4"</td><td>No. 44</td><td></td></tr> <tr><td>6" x 4"</td><td>No. 44</td><td></td></tr> <tr><td>8" x 4"</td><td>No. 44</td><td></td></tr> <tr><td>9" x 5"</td><td>No. 44</td><td></td></tr> <tr><td>10" x 5"</td><td>No. 44</td><td></td></tr> </tbody> </table> <p>(S & D No. 1*)</p>	A	B		4" x 3"	No. 44		5" x 3"	No. 44		6" x 3"	No. 44		5" x 4"	No. 44		6" x 4"	No. 44		8" x 4"	No. 44		9" x 5"	No. 44		10" x 5"	No. 44		<p>RAILWAY PATTERN</p>  <table data-bbox="1300 302 1540 537"> <thead> <tr> <th>A</th> <th>B</th> <th></th> </tr> </thead> <tbody> <tr><td>5" x 3"</td><td>No. 58</td><td></td></tr> <tr><td>5" x 4"</td><td>No. 58A</td><td></td></tr> <tr><td>6" x 4"</td><td>No. 6</td><td></td></tr> <tr><td>7" x 5"</td><td>No. 27A</td><td></td></tr> <tr><td>8" x 5"</td><td>No. 27B</td><td></td></tr> <tr><td>9" x 5"</td><td>No. 37</td><td></td></tr> <tr><td>10" x 6"</td><td>No. 38</td><td></td></tr> </tbody> </table> <p>(S & D Nos 12 + 21*)</p>	A	B		5" x 3"	No. 58		5" x 4"	No. 58A		6" x 4"	No. 6		7" x 5"	No. 27A		8" x 5"	No. 27B		9" x 5"	No. 37		10" x 6"	No. 38																
A	B																																																																		
4" x 3"	No. 44																																																																		
5" x 3"	No. 44																																																																		
6" x 3"	No. 44																																																																		
5" x 4"	No. 44																																																																		
6" x 4"	No. 44																																																																		
8" x 4"	No. 44																																																																		
9" x 5"	No. 44																																																																		
10" x 5"	No. 44																																																																		
A	B																																																																		
5" x 3"	No. 58																																																																		
5" x 4"	No. 58A																																																																		
6" x 4"	No. 6																																																																		
7" x 5"	No. 27A																																																																		
8" x 5"	No. 27B																																																																		
9" x 5"	No. 37																																																																		
10" x 6"	No. 38																																																																		
<p>SINGLE BEADED HALF - ROUND</p>  <table data-bbox="582 627 813 840"> <thead> <tr> <th>A</th> <th>B</th> <th></th> </tr> </thead> <tbody> <tr><td>4" x 3"</td><td>No. 45</td><td></td></tr> <tr><td>5" x 3"</td><td>No. 46</td><td></td></tr> <tr><td>5" x 4"</td><td>No. 46A</td><td></td></tr> <tr><td>6" x 4"</td><td>No. 47</td><td></td></tr> <tr><td>6" x 5"</td><td>No. 47A</td><td></td></tr> <tr><td>8" x 6"</td><td>No. 47B</td><td></td></tr> </tbody> </table> <p>(S & D No. 3*)</p>	A	B		4" x 3"	No. 45		5" x 3"	No. 46		5" x 4"	No. 46A		6" x 4"	No. 47		6" x 5"	No. 47A		8" x 6"	No. 47B		<p>SYLUM PATTERN</p>  <table data-bbox="1276 627 1540 1064"> <thead> <tr> <th>A</th> <th>B</th> <th></th> </tr> </thead> <tbody> <tr><td>5" x 4"</td><td>No. 91</td><td></td></tr> <tr><td>5½" x 3½"</td><td>No. 14</td><td></td></tr> <tr><td>6" x 4"</td><td>No. 54</td><td></td></tr> <tr><td>6" x 4"</td><td>No. 92</td><td></td></tr> <tr><td>7" x 4"</td><td>No. 93</td><td></td></tr> <tr><td>8" x 4"</td><td>No. 93A</td><td></td></tr> <tr><td>7" x 5"</td><td>No. 94</td><td></td></tr> <tr><td>8" x 6"</td><td>No. 95</td><td></td></tr> <tr><td>8½" x 4½"</td><td>No. 75</td><td></td></tr> <tr><td>9" x 6"</td><td>No. 96</td><td></td></tr> <tr><td>9" x 7"</td><td>No. 72</td><td></td></tr> <tr><td>10" x 6"</td><td>No. 21</td><td></td></tr> <tr><td>12" x 6"</td><td>No. 21A</td><td></td></tr> <tr><td>12" x 7"</td><td>No. 76</td><td></td></tr> </tbody> </table> <p>(S & D No. 46*)</p>	A	B		5" x 4"	No. 91		5½" x 3½"	No. 14		6" x 4"	No. 54		6" x 4"	No. 92		7" x 4"	No. 93		8" x 4"	No. 93A		7" x 5"	No. 94		8" x 6"	No. 95		8½" x 4½"	No. 75		9" x 6"	No. 96		9" x 7"	No. 72		10" x 6"	No. 21		12" x 6"	No. 21A		12" x 7"	No. 76	
A	B																																																																		
4" x 3"	No. 45																																																																		
5" x 3"	No. 46																																																																		
5" x 4"	No. 46A																																																																		
6" x 4"	No. 47																																																																		
6" x 5"	No. 47A																																																																		
8" x 6"	No. 47B																																																																		
A	B																																																																		
5" x 4"	No. 91																																																																		
5½" x 3½"	No. 14																																																																		
6" x 4"	No. 54																																																																		
6" x 4"	No. 92																																																																		
7" x 4"	No. 93																																																																		
8" x 4"	No. 93A																																																																		
7" x 5"	No. 94																																																																		
8" x 6"	No. 95																																																																		
8½" x 4½"	No. 75																																																																		
9" x 6"	No. 96																																																																		
9" x 7"	No. 72																																																																		
10" x 6"	No. 21																																																																		
12" x 6"	No. 21A																																																																		
12" x 7"	No. 76																																																																		
<p>DOUBLE BEADED HALF - ROUND</p>  <table data-bbox="582 1131 813 1310"> <thead> <tr> <th>A</th> <th>B</th> <th></th> </tr> </thead> <tbody> <tr><td>5" x 3"</td><td>No. 1A</td><td></td></tr> <tr><td>5" x 4"</td><td>No. 1B</td><td></td></tr> <tr><td>6" x 3"</td><td>No. 1C</td><td></td></tr> <tr><td>6" x 4"</td><td>No. 1D</td><td></td></tr> <tr><td>8" x 4"</td><td>No. 1E</td><td></td></tr> </tbody> </table> <p>(S & D No. 5*)</p>	A	B		5" x 3"	No. 1A		5" x 4"	No. 1B		6" x 3"	No. 1C		6" x 4"	No. 1D		8" x 4"	No. 1E		 <table data-bbox="1292 1131 1540 1254"> <thead> <tr> <th>A</th> <th>B</th> <th></th> </tr> </thead> <tbody> <tr><td>6" x 4"</td><td>No. 30A</td><td></td></tr> <tr><td>6½" x 4½"</td><td>No. 30B</td><td></td></tr> <tr><td>8" x 6"</td><td>No. 30C</td><td></td></tr> </tbody> </table> <p>(S & D No. 49*)</p>	A	B		6" x 4"	No. 30A		6½" x 4½"	No. 30B		8" x 6"	No. 30C																																					
A	B																																																																		
5" x 3"	No. 1A																																																																		
5" x 4"	No. 1B																																																																		
6" x 3"	No. 1C																																																																		
6" x 4"	No. 1D																																																																		
8" x 4"	No. 1E																																																																		
A	B																																																																		
6" x 4"	No. 30A																																																																		
6½" x 4½"	No. 30B																																																																		
8" x 6"	No. 30C																																																																		
<p>OG PATTERN</p>  <table data-bbox="582 1422 813 1724"> <thead> <tr> <th>A</th> <th>B</th> <th></th> </tr> </thead> <tbody> <tr><td>4" x 3"</td><td>No. 49</td><td></td></tr> <tr><td>4½" x 4"</td><td>No. 51</td><td></td></tr> <tr><td>5" x 3"</td><td>No. 101</td><td></td></tr> <tr><td>5" x 4"</td><td>No. 101A</td><td></td></tr> <tr><td>6" x 4"</td><td>No. 101B</td><td></td></tr> <tr><td>6½" x 4½"</td><td>No. 101C</td><td></td></tr> <tr><td>7" x 5"</td><td>No. 101D</td><td></td></tr> <tr><td>9" x 6"</td><td>No. 64</td><td></td></tr> <tr><td>10" x 6"</td><td>No. 28</td><td></td></tr> </tbody> </table> <p>(S & D No. 23+32*)</p>	A	B		4" x 3"	No. 49		4½" x 4"	No. 51		5" x 3"	No. 101		5" x 4"	No. 101A		6" x 4"	No. 101B		6½" x 4½"	No. 101C		7" x 5"	No. 101D		9" x 6"	No. 64		10" x 6"	No. 28		 <table data-bbox="1292 1422 1540 1758"> <thead> <tr> <th>A</th> <th>B</th> <th></th> </tr> </thead> <tbody> <tr><td>5" x 4"</td><td>No. 10</td><td></td></tr> <tr><td>6" x 4"</td><td>No. 3</td><td></td></tr> <tr><td>6" x 4½"</td><td>No. 10A</td><td></td></tr> <tr><td>6" x 5"</td><td>No. 26</td><td></td></tr> <tr><td>7" x 5"</td><td>No. 10B</td><td></td></tr> <tr><td>8" x 6"</td><td>No. 10C</td><td></td></tr> <tr><td>8½" x 6"</td><td>No. 33</td><td></td></tr> <tr><td>9" x 6"</td><td>No. 10D</td><td></td></tr> <tr><td>10" x 6"</td><td>No. 87</td><td></td></tr> <tr><td>12" x 8"</td><td>No. 87A</td><td></td></tr> </tbody> </table> <p>(S & D No. 10*)</p>	A	B		5" x 4"	No. 10		6" x 4"	No. 3		6" x 4½"	No. 10A		6" x 5"	No. 26		7" x 5"	No. 10B		8" x 6"	No. 10C		8½" x 6"	No. 33		9" x 6"	No. 10D		10" x 6"	No. 87		12" x 8"	No. 87A				
A	B																																																																		
4" x 3"	No. 49																																																																		
4½" x 4"	No. 51																																																																		
5" x 3"	No. 101																																																																		
5" x 4"	No. 101A																																																																		
6" x 4"	No. 101B																																																																		
6½" x 4½"	No. 101C																																																																		
7" x 5"	No. 101D																																																																		
9" x 6"	No. 64																																																																		
10" x 6"	No. 28																																																																		
A	B																																																																		
5" x 4"	No. 10																																																																		
6" x 4"	No. 3																																																																		
6" x 4½"	No. 10A																																																																		
6" x 5"	No. 26																																																																		
7" x 5"	No. 10B																																																																		
8" x 6"	No. 10C																																																																		
8½" x 6"	No. 33																																																																		
9" x 6"	No. 10D																																																																		
10" x 6"	No. 87																																																																		
12" x 8"	No. 87A																																																																		

The gutters shown on this page are made by the traditional SAND MOULDING process and the finish obtained by this method should not be compared with that of Die-Cast gutters shown on page 6

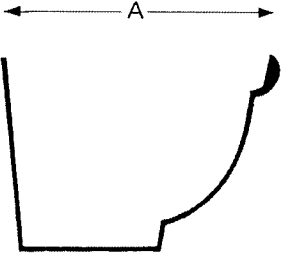
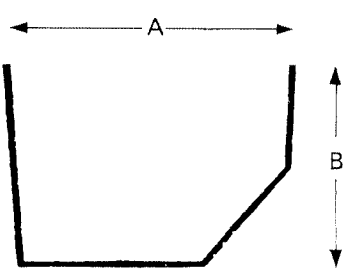
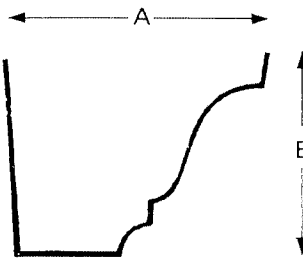
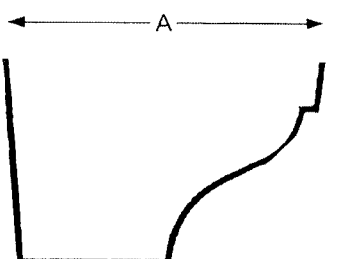
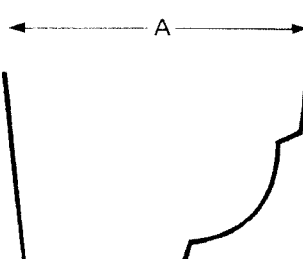
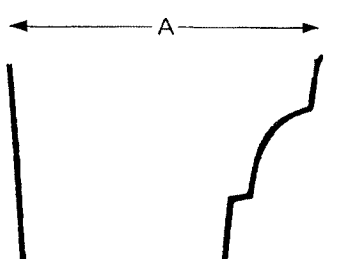
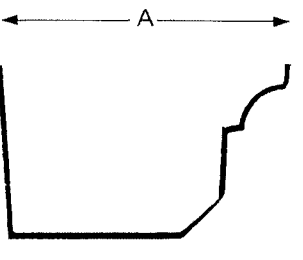

Larger scale Drawings of individual Profiles are available when required.

Many of these Patterns are also available in 3ft. CURVED lengths to customers' specified radius.

Gutter fittings are shown on page 6

* Refers to Pattern Nos previously made by our subsidiary company, Sloan & Davison Ltd.

SAND - CAST MOULDED GUTTERS

 <p>A</p> <p>B</p> <table border="0"> <thead> <tr> <th>A</th> <th>B</th> <th></th> </tr> </thead> <tbody> <tr> <td>4½"</td> <td>3"</td> <td>No. 82A</td> </tr> <tr> <td>5"</td> <td>4"</td> <td>No. 18A</td> </tr> <tr> <td>6"</td> <td>4"</td> <td>No. 18B</td> </tr> <tr> <td>6"</td> <td>5"</td> <td>No. 18C</td> </tr> </tbody> </table> <p>(S & D No. 13*)</p>	A	B		4½"	3"	No. 82A	5"	4"	No. 18A	6"	4"	No. 18B	6"	5"	No. 18C	<p>TROUGH BOUNDARY WALL</p>  <p>A</p> <p>B</p> <table border="0"> <thead> <tr> <th>A</th> <th>B</th> <th></th> </tr> </thead> <tbody> <tr> <td>5"</td> <td>3"</td> <td>No. 9</td> </tr> <tr> <td>5"</td> <td>4"</td> <td>No. 8</td> </tr> <tr> <td>6"</td> <td>4"</td> <td>No. 11</td> </tr> <tr> <td>7½"</td> <td>5"</td> <td>No. 12</td> </tr> <tr> <td>9½"</td> <td>5"</td> <td>No. 34</td> </tr> </tbody> </table> <p>(S & D Nos 29 + 38*)</p>	A	B		5"	3"	No. 9	5"	4"	No. 8	6"	4"	No. 11	7½"	5"	No. 12	9½"	5"	No. 34
A	B																																	
4½"	3"	No. 82A																																
5"	4"	No. 18A																																
6"	4"	No. 18B																																
6"	5"	No. 18C																																
A	B																																	
5"	3"	No. 9																																
5"	4"	No. 8																																
6"	4"	No. 11																																
7½"	5"	No. 12																																
9½"	5"	No. 34																																
 <p>A</p> <p>B</p> <table border="0"> <thead> <tr> <th>A</th> <th>B</th> <th></th> </tr> </thead> <tbody> <tr> <td>6"</td> <td>4½"</td> <td>No. 98</td> </tr> <tr> <td>7"</td> <td>5"</td> <td>No. 99</td> </tr> <tr> <td>7½"</td> <td>4½"</td> <td>No. 31</td> </tr> <tr> <td>9"</td> <td>6"</td> <td>No. 39</td> </tr> <tr> <td>12"</td> <td>7"</td> <td>No. 68</td> </tr> </tbody> </table> <p>(S & D No. 48*)</p>	A	B		6"	4½"	No. 98	7"	5"	No. 99	7½"	4½"	No. 31	9"	6"	No. 39	12"	7"	No. 68	 <p>A</p> <p>B</p> <table border="0"> <thead> <tr> <th>A</th> <th>B</th> <th></th> </tr> </thead> <tbody> <tr> <td>6½"</td> <td>4"</td> <td>No. 15</td> </tr> <tr> <td>8"</td> <td>5"</td> <td>No. 15A</td> </tr> <tr> <td>9"</td> <td>5"</td> <td>No. 73</td> </tr> </tbody> </table> <p>(S & D No. 45*)</p>	A	B		6½"	4"	No. 15	8"	5"	No. 15A	9"	5"	No. 73			
A	B																																	
6"	4½"	No. 98																																
7"	5"	No. 99																																
7½"	4½"	No. 31																																
9"	6"	No. 39																																
12"	7"	No. 68																																
A	B																																	
6½"	4"	No. 15																																
8"	5"	No. 15A																																
9"	5"	No. 73																																
 <p>A</p> <p>B</p> <table border="0"> <thead> <tr> <th>A</th> <th>B</th> <th></th> </tr> </thead> <tbody> <tr> <td>6"</td> <td>4"</td> <td>No. 82B</td> </tr> <tr> <td>7"</td> <td>4"</td> <td>No. 82C</td> </tr> </tbody> </table> <p>(S & D No. 13*)</p>	A	B		6"	4"	No. 82B	7"	4"	No. 82C	 <p>A</p> <p>B</p> <table border="0"> <thead> <tr> <th>A</th> <th>B</th> <th></th> </tr> </thead> <tbody> <tr> <td>4"</td> <td>3"</td> <td>No. 4</td> </tr> <tr> <td>5"</td> <td>3½"</td> <td>No. 52</td> </tr> <tr> <td>5"</td> <td>4"</td> <td>No. 60</td> </tr> <tr> <td>6"</td> <td>4½"</td> <td>No. 60A</td> </tr> </tbody> </table> <p>(S & D No. 16*)</p>	A	B		4"	3"	No. 4	5"	3½"	No. 52	5"	4"	No. 60	6"	4½"	No. 60A									
A	B																																	
6"	4"	No. 82B																																
7"	4"	No. 82C																																
A	B																																	
4"	3"	No. 4																																
5"	3½"	No. 52																																
5"	4"	No. 60																																
6"	4½"	No. 60A																																
 <p>A</p> <p>B</p> <table border="0"> <thead> <tr> <th>A</th> <th>B</th> <th></th> </tr> </thead> <tbody> <tr> <td>5"</td> <td>3"</td> <td>No. 59</td> </tr> <tr> <td>6"</td> <td>3½"</td> <td>No. 66</td> </tr> <tr> <td>7"</td> <td>4"</td> <td>No. 66A</td> </tr> </tbody> </table> <p>(S & D No. 14*)</p>	A	B		5"	3"	No. 59	6"	3½"	No. 66	7"	4"	No. 66A	 <p>A</p> <p>B</p> <table border="0"> <thead> <tr> <th>A</th> <th>B</th> <th></th> </tr> </thead> <tbody> <tr> <td>5"</td> <td>3½"</td> <td>No. 16</td> </tr> <tr> <td>6"</td> <td>4½"</td> <td>No. 22</td> </tr> <tr> <td>7"</td> <td>5"</td> <td>No. 79</td> </tr> <tr> <td>9"</td> <td>4½"</td> <td>No. 19</td> </tr> <tr> <td>9½"</td> <td>6"</td> <td>No. 20</td> </tr> <tr> <td>12½"</td> <td>4"</td> <td>No. 35</td> </tr> </tbody> </table> <p>(S & D No. 44*)</p>	A	B		5"	3½"	No. 16	6"	4½"	No. 22	7"	5"	No. 79	9"	4½"	No. 19	9½"	6"	No. 20	12½"	4"	No. 35
A	B																																	
5"	3"	No. 59																																
6"	3½"	No. 66																																
7"	4"	No. 66A																																
A	B																																	
5"	3½"	No. 16																																
6"	4½"	No. 22																																
7"	5"	No. 79																																
9"	4½"	No. 19																																
9½"	6"	No. 20																																
12½"	4"	No. 35																																

The gutters shown on this page are made by the traditional SAND MOULDING process and the finish obtained by this method should not be compared with that of Die-Cast gutters shown on page 5


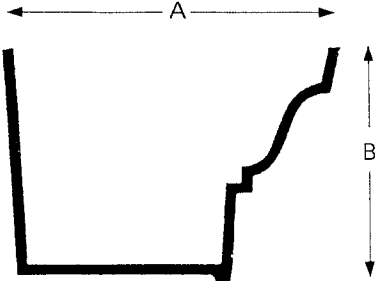
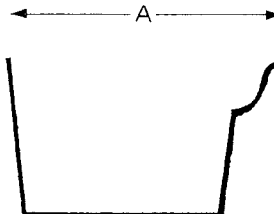

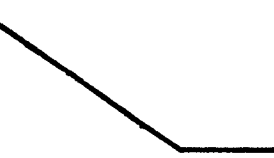

Larger scale Drawings of individual Profiles are available when required.

Many of these Patterns are also available in 3ft. CURVED lengths to customers' specified radius.




Gutter fittings are shown on page 6

* Refers to Pattern Nos previously made by our subsidiary company, Sloan & Davidson Ltd.

SAND - CAST MOULDED GUTTERS

BOX GUTTER  <table border="1"> <thead> <tr> <th>A</th> <th>B</th> <th>No.</th> </tr> </thead> <tbody> <tr><td>4" x 3"</td><td></td><td>No. 42</td></tr> <tr><td>5" x 3"</td><td></td><td>No. 42</td></tr> <tr><td>6" x 3"</td><td></td><td>No. 42</td></tr> <tr><td>6" x 4"</td><td></td><td>No. 42</td></tr> <tr><td>7" x 4"</td><td></td><td>No. 42</td></tr> <tr><td>8" x 4"</td><td></td><td>No. 42</td></tr> <tr><td>9" x 6"</td><td></td><td>No. 42</td></tr> <tr><td>10" x 6"</td><td></td><td>No. 42</td></tr> </tbody> </table> <p>OTHER SIZES ALSO AVAILABLE (S & D No. 25*)</p>	A	B	No.	4" x 3"		No. 42	5" x 3"		No. 42	6" x 3"		No. 42	6" x 4"		No. 42	7" x 4"		No. 42	8" x 4"		No. 42	9" x 6"		No. 42	10" x 6"		No. 42	 <table border="1"> <thead> <tr> <th>A</th> <th>B</th> <th>No.</th> </tr> </thead> <tbody> <tr><td>5" x 4"</td><td></td><td>No. 32</td></tr> <tr><td>6½" x 4½"</td><td></td><td>No. 36</td></tr> <tr><td>7" x 5"</td><td></td><td>No. 23</td></tr> <tr><td>8" x 6"</td><td></td><td>No. 24</td></tr> <tr><td>12" x 7"</td><td></td><td>No. 29</td></tr> <tr><td>13" x 9"</td><td></td><td>No. 68</td></tr> </tbody> </table> <p>(S & D No. 10*)</p>	A	B	No.	5" x 4"		No. 32	6½" x 4½"		No. 36	7" x 5"		No. 23	8" x 6"		No. 24	12" x 7"		No. 29	13" x 9"		No. 68
A	B	No.																																															
4" x 3"		No. 42																																															
5" x 3"		No. 42																																															
6" x 3"		No. 42																																															
6" x 4"		No. 42																																															
7" x 4"		No. 42																																															
8" x 4"		No. 42																																															
9" x 6"		No. 42																																															
10" x 6"		No. 42																																															
A	B	No.																																															
5" x 4"		No. 32																																															
6½" x 4½"		No. 36																																															
7" x 5"		No. 23																																															
8" x 6"		No. 24																																															
12" x 7"		No. 29																																															
13" x 9"		No. 68																																															
 <table border="1"> <thead> <tr> <th>A</th> <th>B</th> <th>No.</th> </tr> </thead> <tbody> <tr><td>4½" x 3"</td><td></td><td>No. 1</td></tr> <tr><td>5" x 3"</td><td></td><td>No. 2</td></tr> <tr><td>5" x 4"</td><td></td><td>No. 5</td></tr> </tbody> </table> <p>(S & D No. 7*)</p>	A	B	No.	4½" x 3"		No. 1	5" x 3"		No. 2	5" x 4"		No. 5	BOUNDARY WALL  <p>MOST SIZES AVAILABLE No. 86 (S & D No. 28*)</p>																																				
A	B	No.																																															
4½" x 3"		No. 1																																															
5" x 3"		No. 2																																															
5" x 4"		No. 5																																															
NORTH LIGHT  <p>MOST SIZES AVAILABLE No. 13 (S & D No. 39*)</p>	VALLEY  <p>MOST SIZES AVAILABLE No. 43 (S & D No. 35*)</p>																																																

PAVEMENT GUTTERS

HALF ROUND (INT. OR EXT. SOCKET)	 IN 6'0" LENGTHS	180	ALL PAVEMENT GUTTERS SUPPLIED WITH EITHER - GRATING (REF. 180G, 181G, 182G) CHEQUER PLATE (REF. 180CP, 181CP, 182CP)
BOX (INT. OR EXT. SOCKET)	 IN 6'0" LENGTHS	181	
HALF ROUND (SOCKET AND SPIGOT ENDS)	 IN 3'0" LENGTHS	182	

PROFILES OF GUTTERS SHOWN ON THESE PAGES ARE OF THE MOST POPULAR. PLEASE ENQUIRE FOR ANY OTHER PATTERN FROM OUR LARGE RANGE.

The gutters shown on this page are made by the traditional SAND MOULDING process and the finish obtained by this method should not be compared with that of Die-Cast gutters shown on page 5







Larger scale Drawings of individual Profiles are available when required.

Many of these Patterns are also available in 3ft. CURVED lengths to customers' specified radius.

Gutter fittings are shown on page 6









* Refers to Pattern Nos previously made by our subsidiary company, Sloan & Davidson Ltd.

DIE CAST GUTTERS

HALF ROUND 3", 4", 4 1/2", 5", 6"	G800		MOULDED 46DC 4" x 3", 5" x 4", 6" x 4"	G830	
DEEP HALF ROUND 4" x 3", 5" x 3"	G810		OG 4", 4 1/2", 5"	G840	
DOUBLE BEADED HALF ROUND 4", 4 1/2", 5"	G820		NOTTS OG 4 1/2"	G850	

THE ABOVE ARE AVAILABLE IN 6'0", 4'0", 3'0" AND 2'0" LENGTHS


CAST FITTINGS FOR THE ABOVE GUTTERS

FITTING	HALF ROUND (B.S. 460)	DEEP HALF ROUND	DOUBLE BEADED HALF ROUND	MOULDED 46DC	O.G.	NOTTS O.G.
 90° ANGLE (LEFT HAND)	G802	G812/90	G822/90	INT G832/90	INT G841/90	INT G851/90
 90° ANGLE (RIGHT HAND)	G801	G811/90	G821/90	EXT G831/90	EXT G842/90	EXT G852/90
 135° ANGLE (RIGHT HAND)	G801	G811/135	G821/135	EXT G831/135	EXT G842/135	INT G851/135
 135° ANGLE (LEFT HAND)	G802	G812/135	G822/135	INT G832/135	INT G841/135	EXT G852/135
 NOZZLE PIECE	G806	G816	G826	G836	G846	G856
 STOP END (INTERNAL) SOCKET	G805	G815	G825	RH G835	G844	G855
 STOP END (EXTERNAL) SPIGOT	G804	G814	G824	LH G834	G845	G854
 DROP END WITH SOCKET	G807	G817	G827	G837	G847	G857
 DROP END WITH SPIGOT	G808	G818	G828	G838	G848	G858
 UNION CLIP	G803	G813	G823	G833	G843	G853
 FASCIA BRACKET	G809	G819	G809	G839	G849	G859

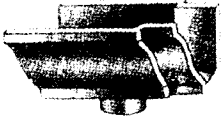
Galvanised Mild Steel Brackets to suit these gutters are also available (see p.6)

GUTTER FITTINGS WITH INTERNAL JOINTS (GIVING ON THE OUTSIDE AN UNINTERRUPTED LINE OF MOULDING)


INTERNAL SQUARE ANGLE (G.151)



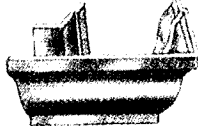
NOZZLE PIECE (G.155)



PLAIN SPIGOT STOP END (G.159)



EXTERNAL SQUARE ANGLE (G.152)




UNION CLIP (G.156)



PLAIN SOCKET STOP END (G.160)



INTERNAL OBTUSE ANGLE (G.153)



DROP CAST ON BACK OF GUTTER (G.157)




PLAIN REVERSE STOP END (G.161)



SPIGOT RETURN END (G.162)



EXTERNAL OBTUSE ANGLE (G.154)



DROP CAST ON CORNER OF GUTTER (G.158)



SOCKET RETURN END (G.163)



THESE CONNECTIONS AVAILABLE FOR ALL GUTTERS. SOME PATTERNS ARE AVAILABLE WITH OUTSIDE JOINT

CAST IRON GUTTER BRACKETS

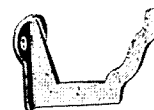
HALF ROUND (G.164)



O.G. (G.165)



MOULDED (G.166)



TYPICAL CAST IRON FASCIA BRACKETS WHICH CAN BE SUPPLIED TO FIT MOST PATTERNS OF GUTTERS

GALVANISED MILD STEEL GUTTER BRACKETS

REPAIR (B.111)



DRIVE - IN (B.102)



SIDE FIXING (B.109)



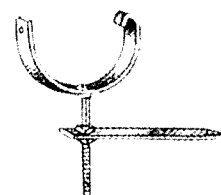
TOP FIXING (B.112)



DRIVE - IN (WITH STAY) (B.104)



RISE & FALL (B.110)



MILD STEEL GUTTER BRACKETS MADE TO SPECIAL DESIGN TO SUIT O.G., MOULDED, VALLEY, SIDE BOUNDARY AND BOX GUTTERS (SUPPLIED PAINTED)

RAINWATER PIPE AND FITTINGS (B.S.460) (2", 2½", 3", 3½", 4", 5", 6")



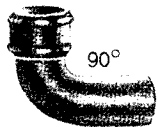
(A.585)
SINGLE
SOCKET

AVAILABLE WITH OR WITHOUT EARS, IN 6'0", 4'0", 3'0" & 2'0" LENGTHS
SPECIAL AND ORNAMENTAL EARS AVAILABLE (SEE PAGE 10)



(A.585)
DOUBLE
SOCKET

SQUARE BEND



(A.591)

ANY OTHER DEGREE OF BEND AVAILABLE TO ORDER

OBTUSE BEND



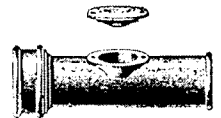
(A.591)

UNION SOCKET WITH OR WITHOUT EARS



(A.586)

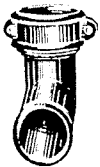
ACCESS PIPE



(A.590)

SHOE

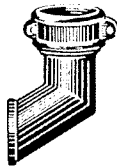
WITH OR WITHOUT
EARS



(A.588)

SIDE SHOE

LEFT OR RIGHT HAND



(A.589)

ANTI SPLASH SHOE

WITH OR WITHOUT
EARS



(A.587)

BOOT

WITH OR WITHOUT
EARS



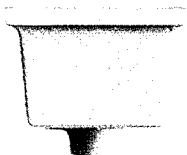
(A.597)

HOPPER HEAD




(A.750)

RECTANGULAR HEAD



(A.484)

RECTANGULAR HEAD (CASTELLATED)



(A.485)

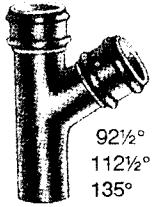
Nominal Sizes of Heads				
Pattern	Outlet	Width	Depth (Front/Back)	Height (exc. outlet)
A750	2", 2½", 3"	8¼"	6¼"	7¼"
A750	4"	10"	8½"	8½"
A484	2", 2½", 3", 4"	10"	7"	7"
		12"	10"	8"
A484	6"	12"	10"	8"
A485	2½", 3", 4"	10"	7"	7"
Other sizes of outlet supplied to order				

ALSO SEE PAGES 10 - 20 FOR ORNAMENTAL HEADS

RAINWATER PIPE FITTINGS (B.S.460)

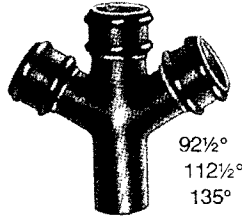
(2", 2½", 3", 3½", 4", 5", 6")

**SINGLE BRANCH
(EQUAL)**



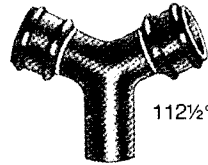
(A.592)

**DOUBLE BRANCH
(EQUAL)**



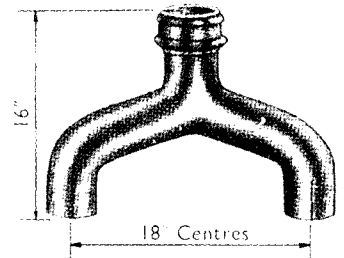
(A.598)

"Y" BRANCH



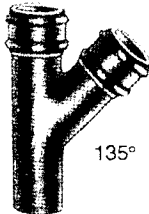
(A.595)

**BREECHES PIECE
(WITH OR WITHOUT EARS)**



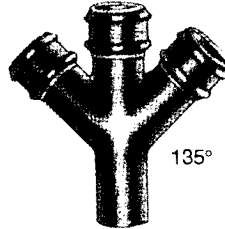
(A.600)

**SINGLE DIMINISHING
BRANCH (EQUAL)**



(A.593)

**DOUBLE DIMINISHING
BRANCH (EQUAL)**

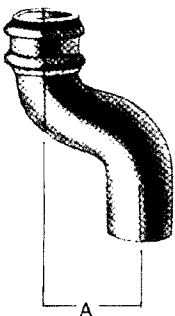


(A.599)

NOTE :
BRANCH PIPES AVAILABLE
IN 92½°, 112½°, 135°
ANY OTHER DEGREE
MADE TO ORDER

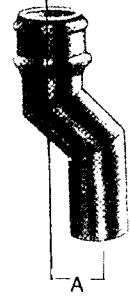
ALL SIZES OF DIMINISHING BRANCHES (UNEQUAL) AVAILABLE

**SWAN NECK
OFFSET**



(A.594)

**PLINTH OFFSET
WITH OR WITHOUT
EARS**



(A.596)

DIA. OF PIPE	PROJECTION OF OFFSETS AT "A"										
	3"	4½"	6"	9"	12"	15"	18"	21"	24"	27"	30"
2"	3"	4½"	6"	9"	12"	15"	18"	21"	24"	27"	30"
2½"	3"	4½"	6"	9"	12"	15"	18"	21"	24"	27"	30"
3"	3"	4½"	6"	9"	12"	15"	18"	21"	24"	27"	30"
3½"	3"	4½"	6"	9"	12"	15"	18"	21"	24"	27"	30"
4"	3"	4½"	6"	9"	12"	15"	18"	21"	24"	27"	30"
5"	3"	4½"	6"	9"	12"	15"	18"	21"	24"	27"	30"
6"	3"	4½"	6"	9"	12"	15"	18"	21"	24"	27"	30"

ANY OTHER SIZE OF PROJECTION AVAILABLE ON REQUEST

SQUARE AND RECTANGULAR RAINWATER PIPES AND FITTINGS

(3" x 3", 4" x 3", 4" x 4", 5" x 3", 5" x 4", 6" x 4", 6" x 5")



RAINWATER PIPE SOCKET AND SPIGOT (A.601)

AVAILABLE IN 6'0", 4'0", 3'0" & 2'0" LENGTHS

RAINWATER PIPE DOUBLE SOCKET (A.601)



SHOE



(A.603)

CORNER SHOE



(A.603C)

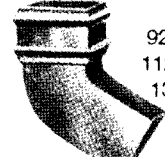
FRONT BEND



(A.610)

92½°
112½°
135°


SIDE BEND



(A.608,7,9)

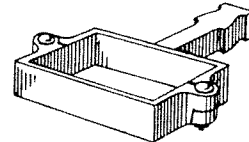
92½°
112½°
135°

STANDARD EARS



ALSO AVAILABLE:
CORNER EARS
ORNAMENTAL EARS
(AS SHOWN ON P. 10)

HOLDER BAT (BUILD - IN)




(A.605)

FRONT PLINTH OFFSET



(A.615)

SIDE PLINTH OFFSET



(A.615)

CORNER PLINTH OFFSET




(A.615)

FRONT SWANNECK OFFSET



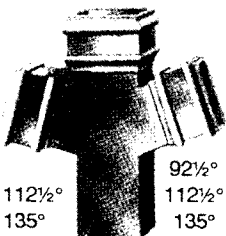
(A.612)

SIDE SWANNECK OFFSET



(A.611)

DOUBLE BRANCH PIECE



112½°
135°


(A.614DB)

UNION SOCKET



(A.604)

SINGLE BRANCH PIECE



92½°
112½°
135°

(A.614)

RECTANGULAR TO ROUND CONNECTOR

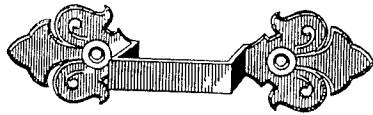


(A.725)

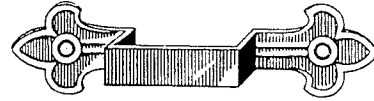
PLEASE SPECIFY IF FITTINGS ARE REQUIRED WITH OR WITHOUT EARS

ORNAMENTAL EARBANDS FOR ROUND OR SQUARE PIPES

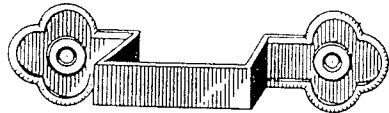
ALL EARBANDS MAY BE FITTED TO ANY PIPE OR FITTING



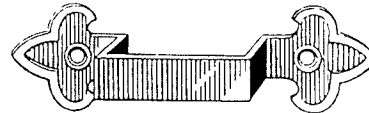
304



306



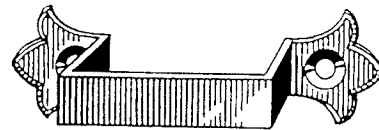
308



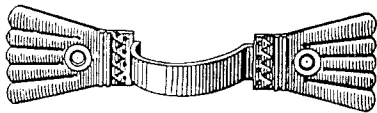
313



330



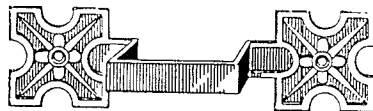
331



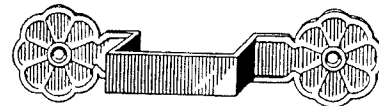
332



336



349



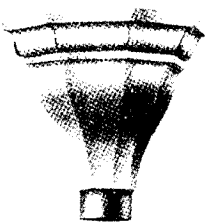
361

ORNAMENTAL RAINWATER HEADS

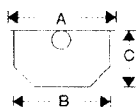
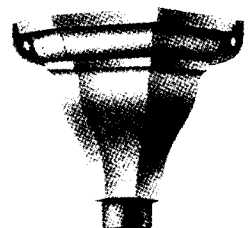
No. 1 (Flat)

Sizes of No.1 Heads (Flat)

No. 1 (Corner)

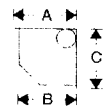


Outlet	2"	2½"	3"	3½"	4"	4½"	5"	6"
Dimn. A	11¼"	11¼"	12"	12"	13¼"	13¼"	15¼"	16½"
Dimn. B	10¼"	10¼"	11"	11"	12¼"	12¼"	13¾"	15¼"
Dimn. C	6½"	6½"	7¾"	7¾"	9"	9"	10½"	12"
Depth	7¼"	7¼"	8¼"	8¼"	9½"	9½"	9½"	12¼"

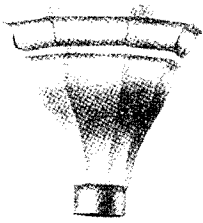


Sizes of No. 1 Heads (Corner)


Outlet	2"	2½"	3"	3½"	4"	4½"	5"	6"
Dimn. A	7½"	7¾"	8½"	8½"	9½"	9½"	11"	12½"
Dimn. B	7¼"	7½"	8"	8"	9"	9"	10¼"	11¾"
Dimn. C	7½"	7¾"	8½"	8½"	9½"	9½"	11"	12½"
Depth	8"	8"	8¾"	8¾"	9½"	9½"	9½"	12¼"



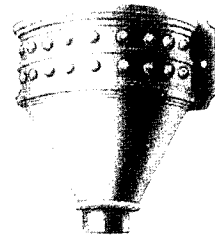
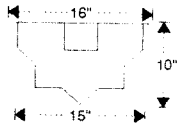
ORNAMENTAL RAINWATER HEADS



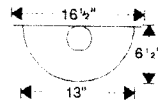
No. 1
SEE TABLES ON
PAGE 10




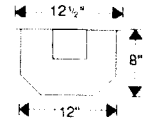
No. 4
UP TO 4" DIA.
" " 4½"x4"




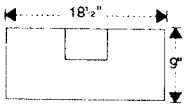
No. 5
UP TO 3½" DIA.
" " 3½"x3½"




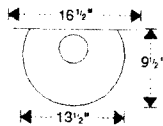
No. 6
UP TO 3½" DIA.
" " 3½"x3½"




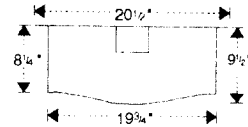
No. 8
UP TO 3½" DIA.
" " 5"x3½"



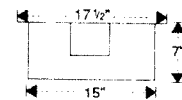
No. 9
UP TO 4½" DIA.




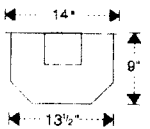
No. 10
UP TO 3½" DIA.
" " 4"x3½"




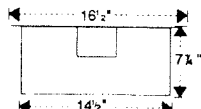
No. 11
UP TO 4" DIA.
" " 5"x4"



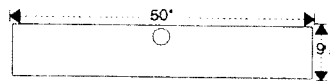
No. 12
UP TO 4½" DIA.
" " 4½"x4½"




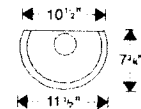
No. 13
UP TO 4" DIA.
" " 4"x4"



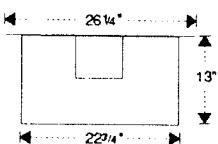
No. 14
UP TO 3" DIA.
" " 3"x3"




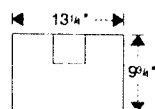
No. 15
UP TO 3½" DIA.




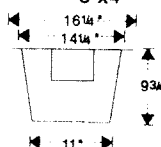
No. 16
UP TO 6" DIA.
" " 6"x6"



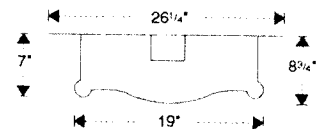
No. 18
UP TO 3½" DIA.
" " 3½"x3½"



No. 19
UP TO 6" DIA.
" " 6"x4"

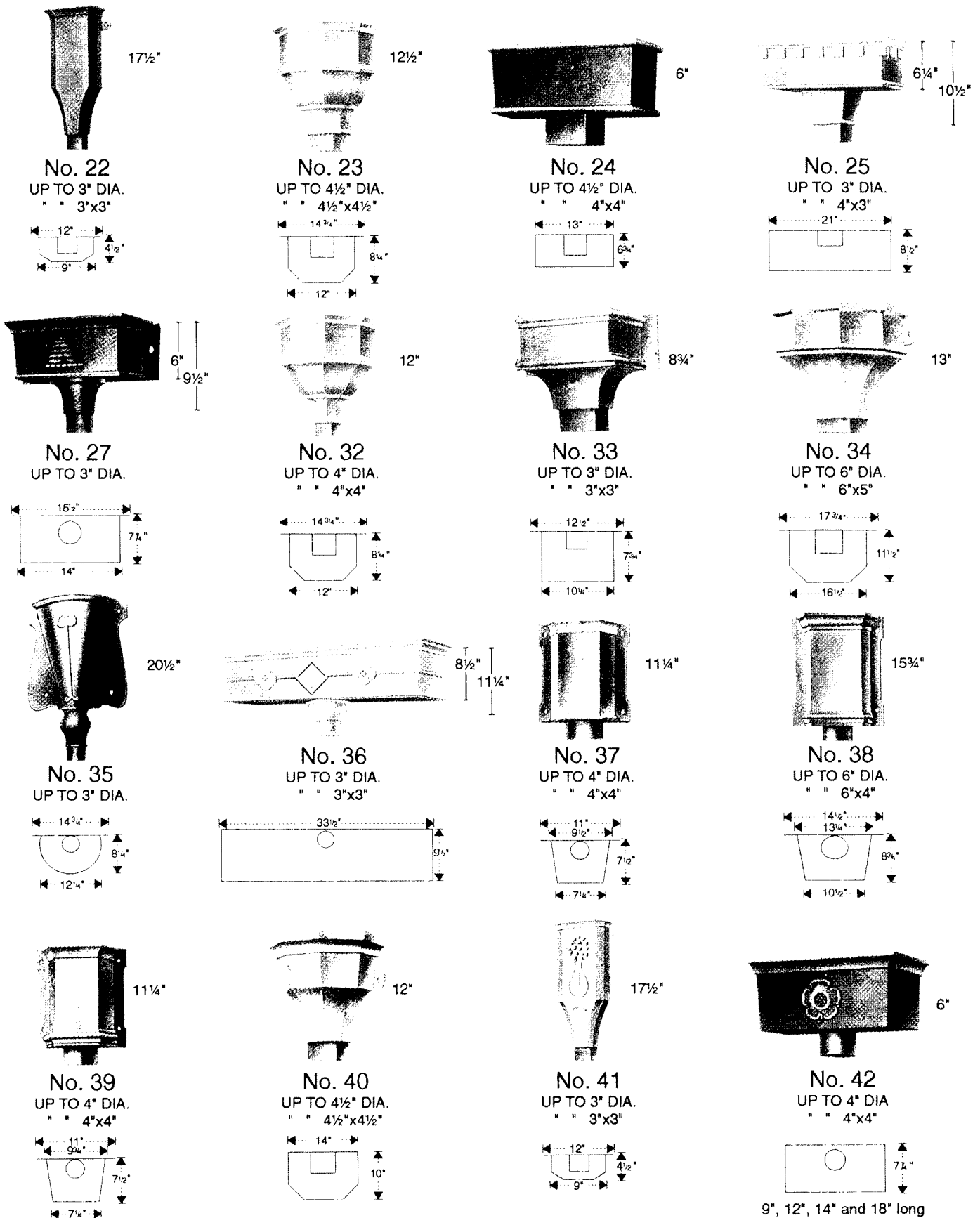


No. 21
UP TO 3½" DIA.
" " 3½"x3½"



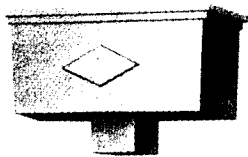
NOTE: All the dimensions above are overall excepting the vertical, which are to top of Pipe
Heads may be supplied with or without Ears as required
Where depths of bodies are given Heads supplied with or without Base and with Larger Outlet if required

ORNAMENTAL RAINWATER HEADS



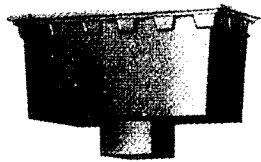

NOTE: All the dimensions above are overall excepting the vertical, which are to top of Pipe
Heads supplied with or without Ears as required
Where depths of bodies are given Heads supplied with or without Base and with Larger Outlet if required

ORNAMENTAL RAINWATER HEADS



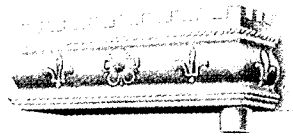
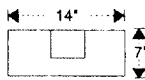
6"

No. 43
UP TO 4" DIA.
" " 4"x4"




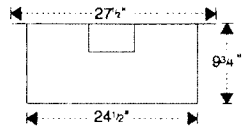
6"

No. 44
UP TO 4" DIA.
" " 4"x4"



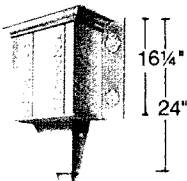
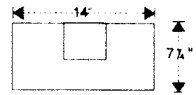
9"

No. 45
UP TO 6" DIA.
" " 6"x4"


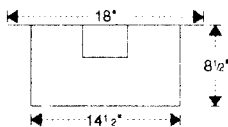


6"

No. 48
UP TO 4" DIA.
" " 4"x4"


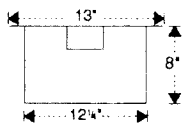


No. 49
UP TO 4" DIA.
" " 5"x4"



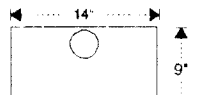
10 3/4"

No. 50
UP TO 3" DIA.
" " 4"x3"




6"

No. 51
UP TO 4" DIA.
" " 4"x4"

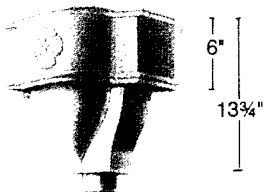
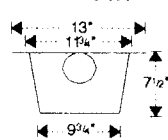


Also 9", 12" and 18" long


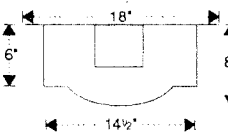


12 1/4"

No. 52
UP TO 5" DIA.
" " 5"x4"


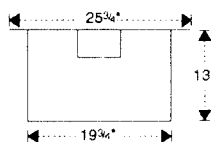


No. 53
UP TO 4" DIA.
" " 4"x4"



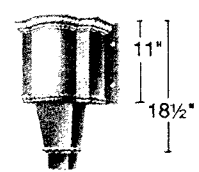
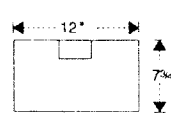
8 1/2"

No. 54
UP TO 6" DIA.
" " 6"x4"



10"

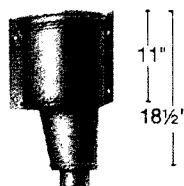
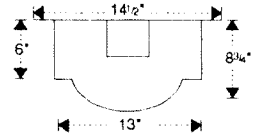
No. 55
UP TO 2 1/2" DIA.
" " 3 1/2"x3 1/2"




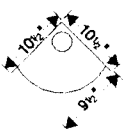
11"

18 1/2"

No. 56
UP TO 3 1/2" DIA.
" " 3 1/2"x3 1/2"


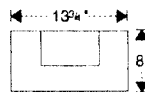


No. 57
UP TO 3 1/2" DIA.
" " 3"x2"




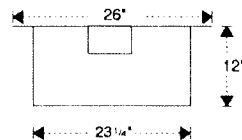
8"

No. 58
UP TO 4" DIA.
" " 6"x4"



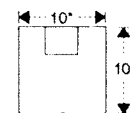
18"

No. 59
UP TO 6" DIA.
" " 6"x4"



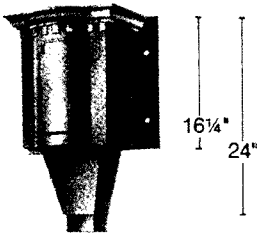
6"

No. 60
UP TO 4" DIA.
" " 4"x4"

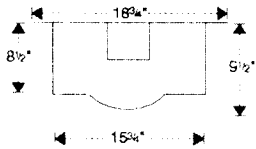


NOTE: All the dimensions above are overall excepting the vertical, which are to top of Pipe Heads supplied with or without Ears as required
Where depths of bodies are given Heads supplied with or without Base and with Larger Outlet if required

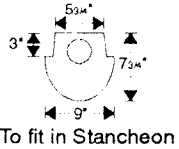
ORNAMENTAL RAINWATER HEADS




No. 62
UP TO 4" DIA.
" " 5"x4"




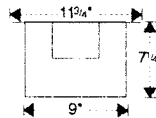
No. 63
UP TO 3½" DIA.



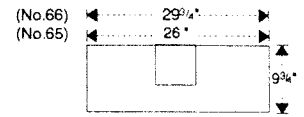
To fit in Stancheon





No. 64
UP TO 4" DIA.
" " 4"x4"




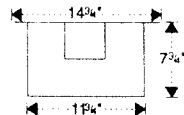
No. 65 & 66
UP TO 6" DIA.
" " 6"x4"




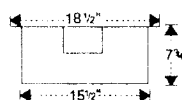
No. 67
UP TO 5" DIA.
" " 6"x5"




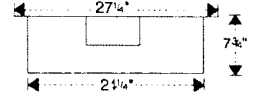
No. 68
UP TO 4" DIA.
" " 4"x4"




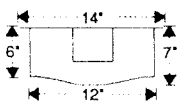
No. 69
UP TO 4" DIA.
" " 5"x4"



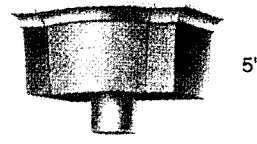
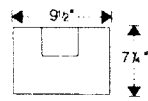
No. 70
UP TO 5" DIA.
" " 6"x4"




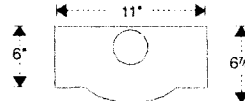
No. 71
UP TO 4" DIA.
" " 4"x4"




No. 72
UP TO 3" DIA.
" " 4"x3"




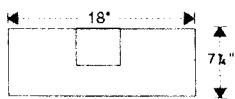
No. 73
UP TO 3" DIA.
" " 3"x3"



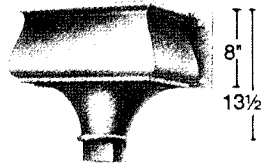
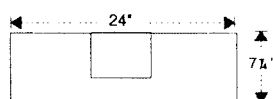
No. 75
UP TO 4" DIA.
" " 4"x4"



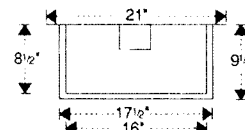
No. 77
UP TO 4" DIA.
" " 4"x4"



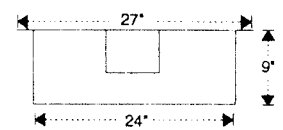
No. 78
UP TO 5" DIA.
" " 6"x5"



No. 79
UP TO 4" DIA.
" " 4"x3½"



No. 80
UP TO 5" DIA.
" " 6"x5"

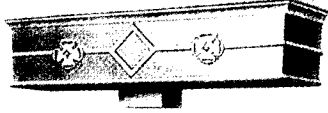


Supplied any length from 18" to 54" to order


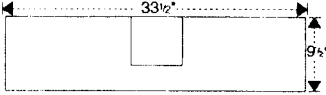
Supplied any length from 18" to 54" to order

NOTE: All the dimensions above are overall excepting the vertical, which are to top of Pipe
Heads supplied with or without Ears as required
Where depths of bodies are given Heads supplied with or without Base and with Larger Outlet if required

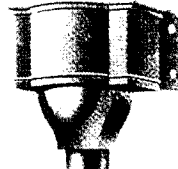
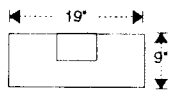
ORNAMENTAL RAINWATER HEADS




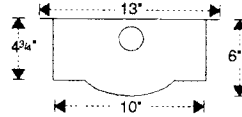
No. 81
UP TO 6" DIA.
" " 6"x6"




No. 82
UP TO 6" DIA.
" " 6"x4"




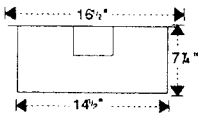
No. 83
UP TO 2" DIA.




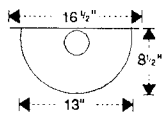
No. 84
UP TO 3" DIA.
" " 3"x3"




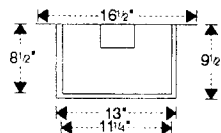
No. 85
UP TO 4" DIA.
" " 4"x4"



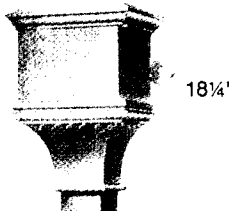
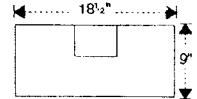
No. 86
UP TO 4" DIA.
" " 4"x3 1/2"




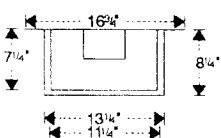
No. 87
UP TO 4" DIA.
" " 4"x3"




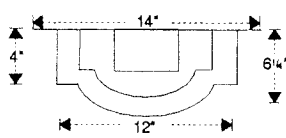
No. 88
UP TO 3 1/2" DIA.
" " 5"x3 1/2"



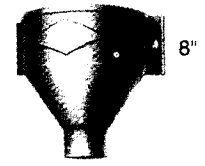
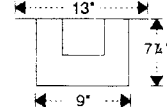
No. 89
UP TO 4" DIA.
" " 5"x4"



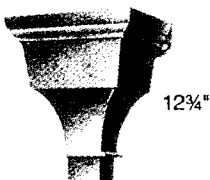
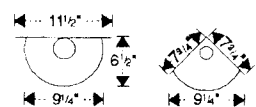
No. 91
UP TO 3 1/2" DIA.
" " 3 1/2"x3 1/2"



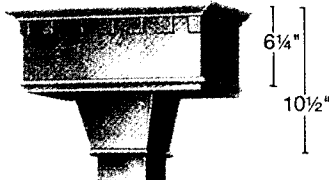
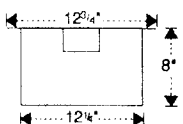
No. 92
UP TO 4" DIA.
" " 4 1/2"x4"




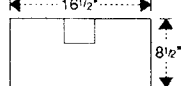
No. 93
UP TO 2 1/2" DIA.



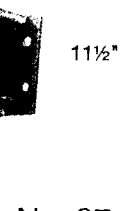
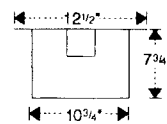
No. 94
UP TO 3" DIA.
" " 4"x3"



No. 95
UP TO 3" DIA.
" " 4"x3"



No. 97 Flat
UP TO 3 1/2" DIA.
" " 3 1/2"x3 1/2"




No. 97 Corner
UP TO 3 1/2" DIA.
" " 3 1/2"x3 1/2"




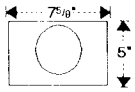
NOTE: All the dimensions above are overall excepting the vertical, which are to top of Pipe Heads supplied with or without Ears as required
Where depths of bodies are given Heads supplied with or without Base and with Larger Outlet if required

ORNAMENTAL RAINWATER HEADS




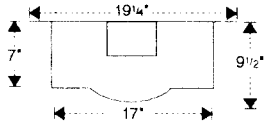
7¾"

No. 99
UP TO 3½" DIA.
" " 3"x3"




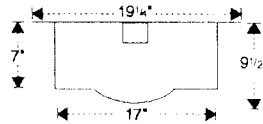
8¼"

No. 100
UP TO 6" DIA.
" " 6"x4"



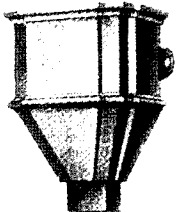
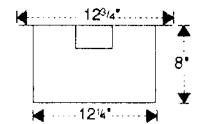
8¼"
19¼"

No. 101
UP TO 3" DIA.
" " 3"x3"



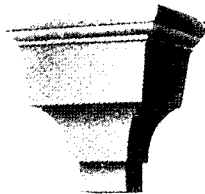
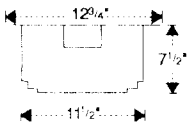
12¾"

No. 102
UP TO 3" DIA.
" " 4"x3"




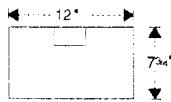
12"

No. 103
UP TO 3" DIA.
" " 4"x3"



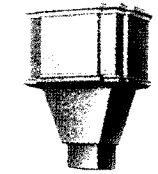
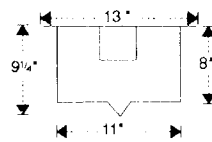
10"

No. 104
UP TO 2½" DIA.
" " 3½"x2½"




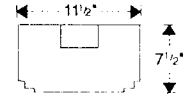
11½"

No. 105
UP TO 4" DIA.
" " 4"x4"



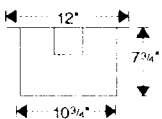
12"

No. 106
UP TO 3½" DIA.
" " 4"x3½"



11½"

No. 107 Flat
UP TO 3½" DIA.
" " 3½"x3½"

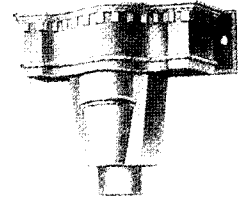
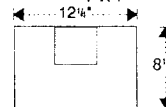


No. 107 Corner
UP TO 3½" DIA.
" " 3½"x3½"



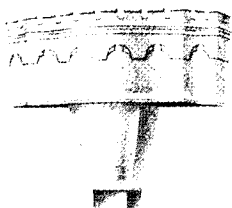
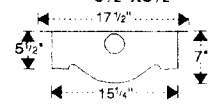
13¼"

No. 108
UP TO 4" DIA.
" " 4"x4"




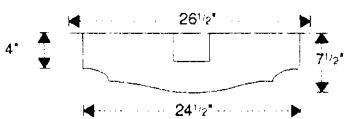
11¾"

No. 109
UP TO 3½" DIA.
" " 3½"x3½"




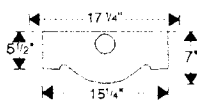
19¼"

No. 110
UP TO 3½" DIA.
" " 4"x3½"



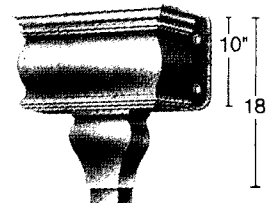
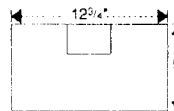
4¾"

No. 111
UP TO 3½" DIA.
" " 5"x3½"



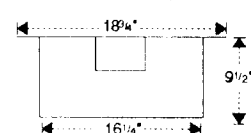
12"

No. 112
UP TO 3½" DIA.
" " 4"x3½"



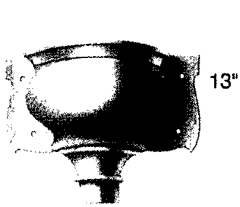
10"
18"

No. 113
UP TO 3½" DIA.
" " 5"x3½"

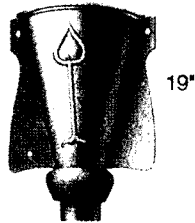
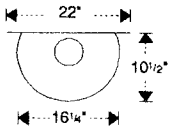


NOTE: All the dimensions above are overall excepting the vertical, which are to top of Pipe Heads supplied with or without Ears as required
Where depths of bodies are given Heads supplied with or without Base and with Larger Outlet if required

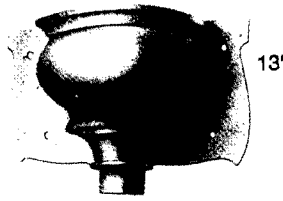
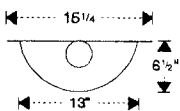
ORNAMENTAL RAINWATER HEADS



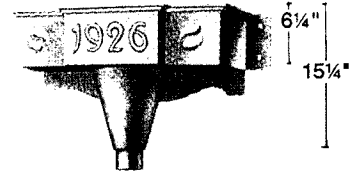
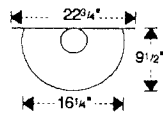
No. 114
UP TO 4" DIA.




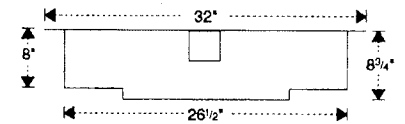
No. 115
UP TO 3 1/2" DIA.
" " 4"x3 1/2"



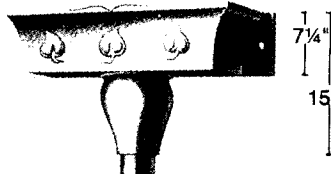
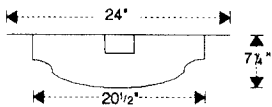
No. 116
UP TO 4" DIA.



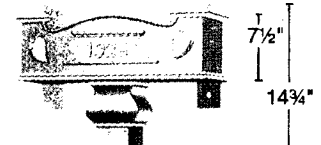
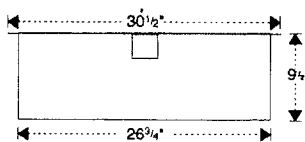
No. 118
UP TO 3" DIA.
" " 3 1/2"x3 1/2"



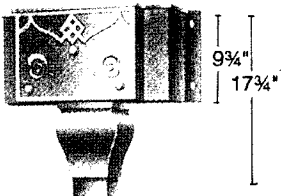
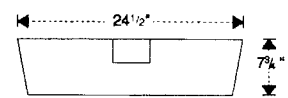
No. 119
UP TO 3" DIA.
" " 4"x3"



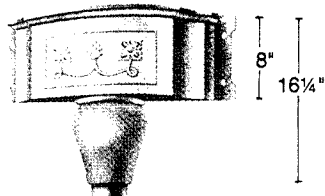
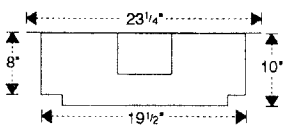
No. 120
UP TO 3" DIA.
" " 3"x3"



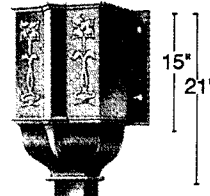
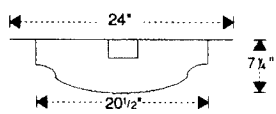
No. 121
UP TO 3" DIA.
" " 4"x3"



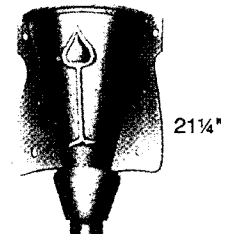
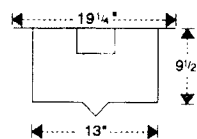
No. 122
UP TO 5" DIA.
" " 6"x5"



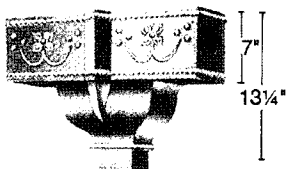
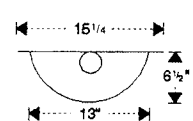
No. 123
UP TO 3 1/2" DIA.
" " 3 1/2"x3 1/2"



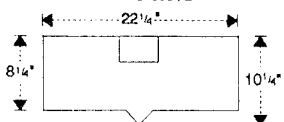
No. 124
UP TO 3 1/2" DIA.
" " 5"x2 1/2"




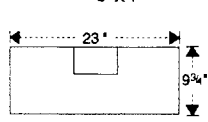
No. 125
UP TO 3" DIA.
" " 4"x3"




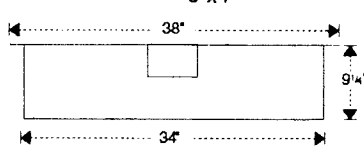
No. 126
UP TO 3 1/2" DIA.
" " 5"x3 1/2"



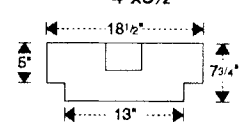
No. 127
UP TO 4 1/2" DIA.
" " 6"x4"



No. 129
UP TO 6" DIA.
" " 6"x4"

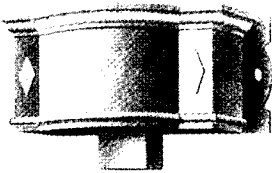


No. 130
UP TO 3 1/2" DIA.
" " 4"x3 1/2"




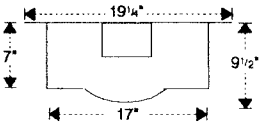
NOTE: All the dimensions above are overall excepting the vertical, which are to top of Pipe
Heads supplied with or without Ears as required
Where depths of bodies are given Heads supplied with or without Base and with Larger Outlet if required

ORNAMENTAL RAINWATER HEADS




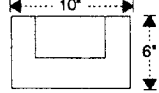
8 1/4"

No. 131
UP TO 6" DIA.
6"x4"




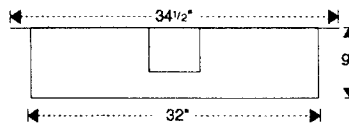
13"

No. 133
UP TO 3 1/2" DIA.
5"x3 1/2"




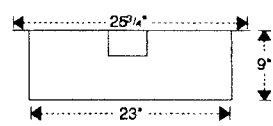
6 3/4"

No. 134
UP TO 6" DIA.
6"x5"




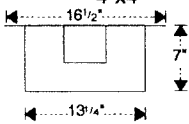
15"

No. 135
UP TO 3 1/2" DIA.
5"x3 1/2"




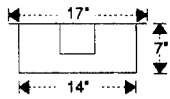
6"

No. 138
UP TO 4" DIA.
4"x4"



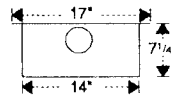
6"

No. 139
UP TO 4" DIA.
4"x4"




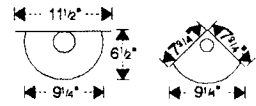
6"

No. 140
UP TO 4" DIA.
4"x4"



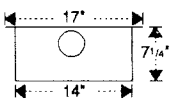
8"

No. 141 and Corner
UP TO 2 1/2" DIA.




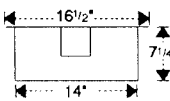
6"

No. 142
UP TO 4" DIA.
4"x4"




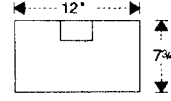
6"

No. 143
UP TO 4" DIA.
4"x4"




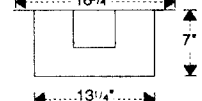
10"

No. 144
UP TO 2 1/2" DIA.
3 1/2"x2 1/2"




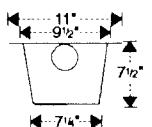
6"

No. 145
UP TO 4" DIA.
4"x4"



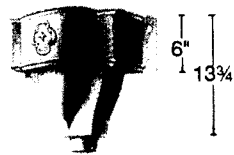
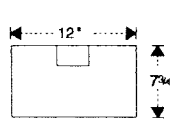
11 1/4"

No. 146
UP TO 4" DIA.
4"x4"



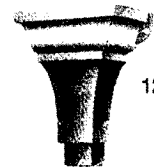
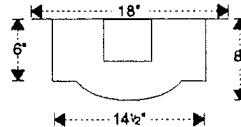
10"

No. 150
UP TO 2 1/2" DIA.
3 1/2"x2 1/2"



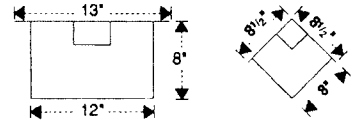
6"
13 3/4"

No. 151
UP TO 4" DIA.
4"x4"



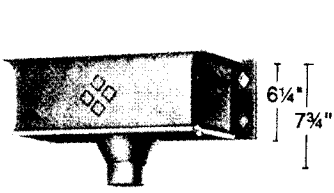
12"

No. 152
UP TO 3" DIA.
3"x3"

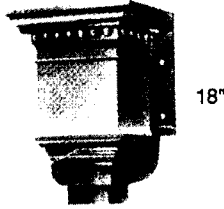
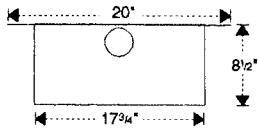


NOTE: All the dimensions above are overall excepting the vertical, which are to top of Pipe
Heads supplied with or without Ears as required
Where depths of bodies are given Heads supplied with or without Base and with Larger Outlet if required


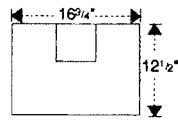
ORNAMENTAL RAINWATER HEADS



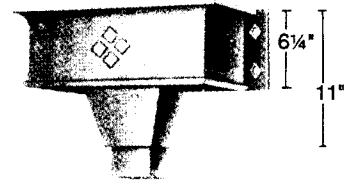
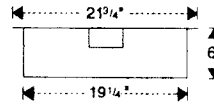
No. 153
3" DIA.



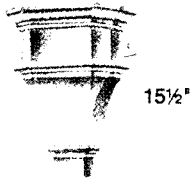
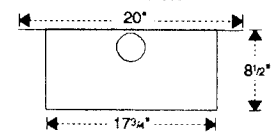
No. 155
UP TO 5" DIA.
" " 5"x5"




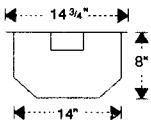
No. 156
UP TO 3" DIA.
" " 4"x3"




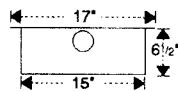
No. 157
UP TO 3" DIA.
" " 3"x3"



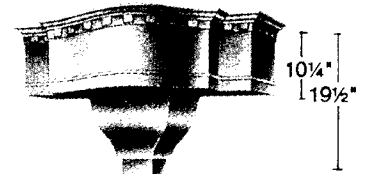
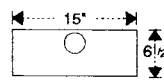
No. 158
UP TO 3" DIA.
" " 3 1/2"x2 1/2"



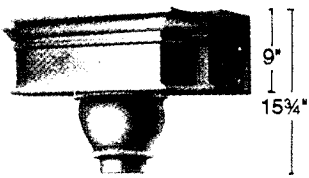
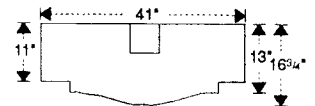
No. 159
UP TO 3 1/2" DIA.



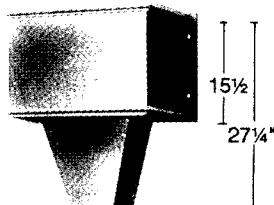
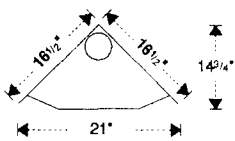
No. 160
UP TO 3 1/2" DIA.



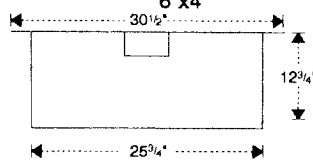
No. 161
UP TO 5" DIA.
" " 5"x5"




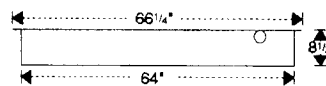
No. 162
UP TO 4 1/2" DIA.
" " 5"x4"



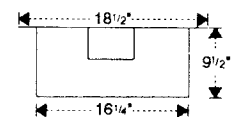
No. 163
UP TO 4" DIA.
" " 6"x4"




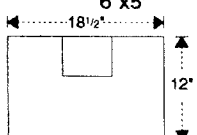
No. 164
3" DIA.



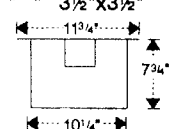
No. 167
UP TO 6" DIA.
" " 6"x4"



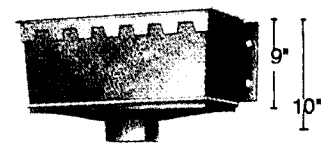
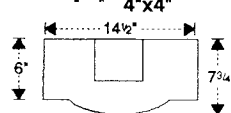
No. 168
UP TO 5" DIA.
" " 6"x5"



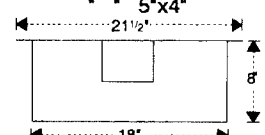
No. 169
UP TO 3 1/2" DIA.
" " 3 1/2"x3 1/2"



No. 170
UP TO 4" DIA.
" " 4"x4"



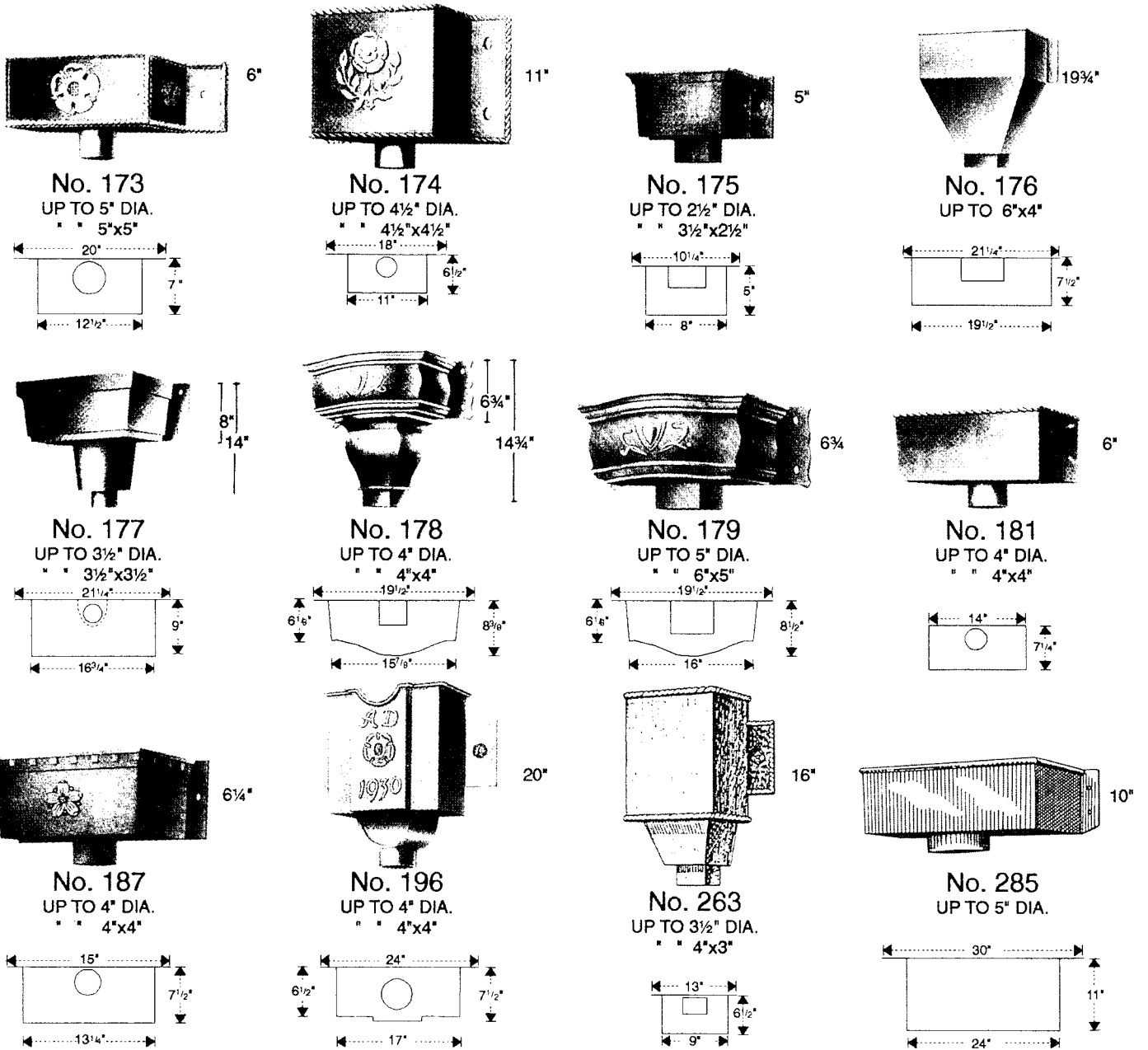
No. 171
UP TO 5" DIA.
" " 5"x4"



NOTE: All the dimensions above are overall excepting the vertical, which are to top of Pipe Heads supplied with or without Ears as required

Where depths of bodies are given Heads supplied with or without Base and with Larger Outlet if required

ORNAMENTAL RAINWATER HEADS



NOTE: All the dimensions above are overall excepting the vertical, which are to top of Pipe
Heads supplied with or without Ears as required
Where depths of bodies are given Heads supplied with or without Base and with Larger Outlet if required

RENOVATION AND REPAIR

WE UNDERTAKE REPAIR OF OLD RAINWATER HEADS AT OUR WORKS AND WILL BE PLEASED TO DISCUSS AND QUOTE FOR THIS FACILITY WHEN REQUIRED

EMBELLISHMENTS FOR RAINWATER HEADS ETC.




201



202



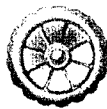
203



204



206



207



208



209




211




213



216




217



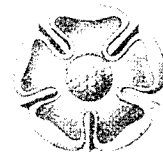
218




220



221



222



223



225

NUMBERS AND LETTERS AVAILABLE IN VARIOUS SIZES

SMOKE PIPE AND BENDS (B.S.41)

SMOKE PIPE



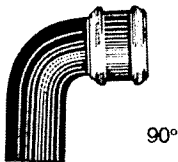
F900

AVAILABLE IN 6'0", 4'0", 3'0" & 2'0" LENGTHS

SIZE - 4", 4½", 5", 6", 7", 10" INTERNAL DIAMETER

SMOKE PIPE BENDS

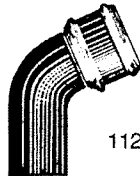
SQUARE BEND PLAIN



90°

(F.901)

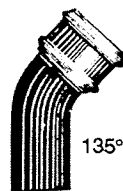
OBTUSE BEND PLAIN



112½°

(F.901)

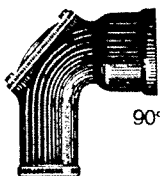
OBTUSE BEND PLAIN



135°

(F.901)

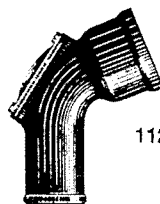
SQUARE BEND WITH DOOR



90°

(F.902)

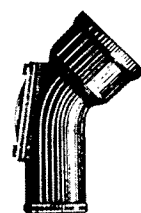
OBTUSE BEND WITH DOOR



112½°

(F.902)

OBTUSE BEND WITH DOOR



135°

(F.902)

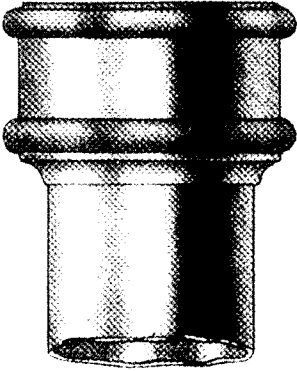
SIZE OF BENDS - 4", 4½", 5", 6", 7", 10"

DEGREES OF BENDS - 90°, 112½° & 135°


SOIL (L.C.C.) PIPES (B.S.416)

(2", 2½", 3", 3½", 4", 6")

**ENLARGED VIEW
OF PIPE**



**SOCKET AND SPIGOT
PIPE**




6'0" LENGTH

ALSO 2'0", 3'0" & 4'0"

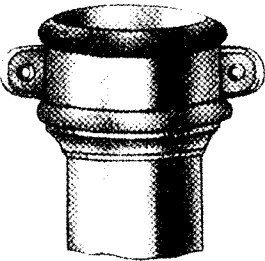
**DOUBLE
SOCKET PIPE**



**SOCKET WITH
BOLT ON EAR**



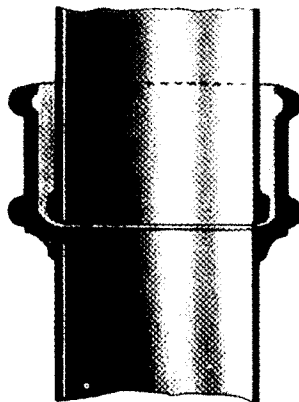
STANDARD EARS



ORNAMENTAL EARS
TO PATTERNS SHOWN ON
PAGE 10 CAN BE FITTED

A.500

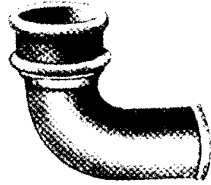
ENLARGED SECTION OF PIPE




SOIL (L.C.C.) PIPE FITTINGS (B.S.416)

(2", 2½", 3", 3½", 4", 6")

SQUARE BEND (A.502)




OBTUSE BEND (A.502)




92½°, 95°, 100°
112½°, 120°, 135°
157½°, 170°
ANY OTHER DEGREE
MADE TO ORDER

BENDS WITH ACCESS DOOR


DOOR ON HEEL (A.503)



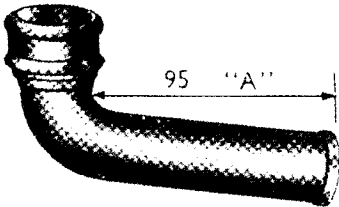
RIGHT HAND (A.504)



LEFT HAND (A.505)




LONG TAIL BEND (A.543)




LENGTH AT A - 12", 18" & 24"
SIZE - 3½" & 4"


**SHOE (A.526)
WITH OR WITHOUT EARS**



ANTI - SPLASH SHOE (A.526A)




**SWAN NECK
OFFSET (A.524)**



DIA. OF PIPE	PROJECTION OF OFFSETS AT "A"							
	3"	4½"	6"	9"	12"	15"	18"	24"
2"	3"	4½"	6"	9"	12"	15"	18"	24"
2½"	3"	4½"	6"	9"	12"	15"	18"	24"
3"	3"	4½"	6"	9"	12"	15"	18"	24"
3½"	3"	4½"	6"	9"	12"	15"	18"	24"
4"	3"	4½"	6"	9"	12"	15"	18"	24"
6"	3"	4½"	6"	9"	12"	15"	18"	24"

ANY OTHER SIZE OF PROJECTION AVAILABLE ON REQUEST


**SWAN NECK
OFFSET (A.524)**



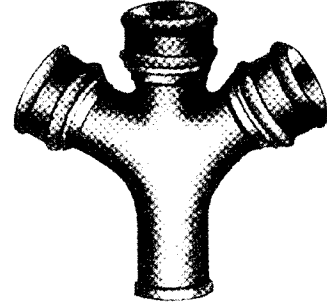
SOIL (L.C.C.) PIPE FITTINGS (B.S.416)

(2", 2½", 3", 3½", 4", 6")

**SINGLE BRANCH PIPE
EQUAL (A.506)**




**DOUBLE BRANCH PIPE
EQUAL (A.510)**




NOTE
BRANCH PIPES AVAILABLE
IN - 92½°, 95°, 100°, 104°,
112½°, 120°, 135°, 157½°, 170°
ANY OTHER DEGREE
MADE TO ORDER

SPECIAL BRANCH PIPES WITH ACCESS DOORS


**SINGLE BRANCH PIPE
DOOR BACK
(A.507)**



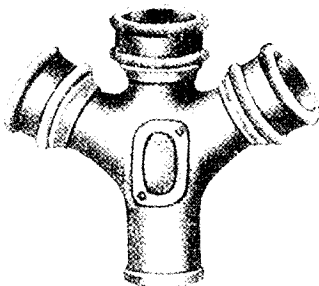
**SINGLE BRANCH PIPE
DOOR RIGHT
(A.508)**



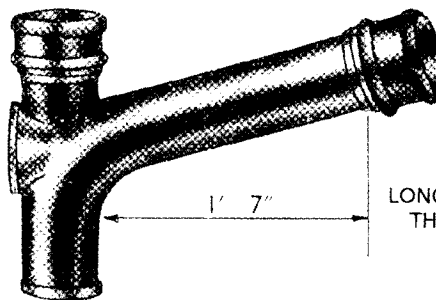
**SINGLE BRANCH PIPE
DOOR LEFT
(A.509)**



**DOUBLE BRANCH PIPE
WITH ACCESS DOOR
EQUAL (A.511)**

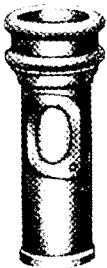


**LONG ARM BRANCH
DOOR BACK
EQUAL (A.533)**



LONG ARM FOR GOING
THROUGH 18" WALL

**ACCESS PIPE
(A.514)**



**UNION SOCKET
WITH OR WITHOUT EARS
(A.525)**




NOTE
THE OVAL ACCESS DOORS ARE
SHAPED TO CONTOUR OF PIPE
AND FITTED WITH SET SCREWS
AND RUBBER WASHER

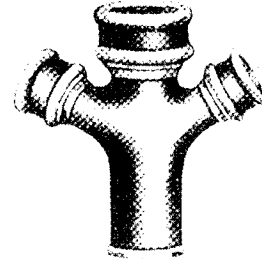
SOIL (L.C.C.) PIPE FITTINGS (B.S.416)

(2", 2½", 3", 3½", 4", 6")

**SINGLE PIPE BRANCH
DIMINISHING (A.506)**




**DOUBLE BRANCH PIPE
DIMINISHING (A.510)**




NOTE
BRANCH PIPES AVAILABLE
IN - 92½°, 95°, 100°, 104°,
112½°, 120°, 135°, 157½°, 170°
ANY OTHER DEGREE
MADE TO ORDER

SINGLE BRANCH PIPES WITH ACCESS DOOR

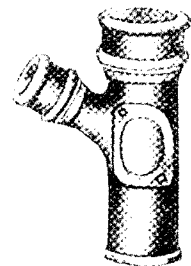
**DOOR OPPOSITE
BRANCH (A.507)**




**DIMINISHING RIGHT HAND
(A.508)**



**LEFT HAND
(A.509)**



**DOUBLE BRANCH PIPE
WITH ACCESS DOOR
DIMINISHING (A.511)**



SOIL (L.C.C.) PIPE FITTINGS (B.S.416)

(2", 2½", 3", 3½", 4", 6")

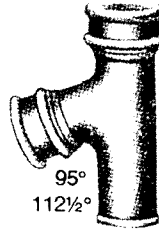
ANTI - SYPHON BRANCHES (EQUAL)

(A.516)



SIZE 2" - 6"

(A.517)




SIZE 2" - 6"

(A.519)



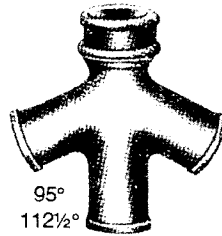
SIZE 2" - 6"

(A.518)



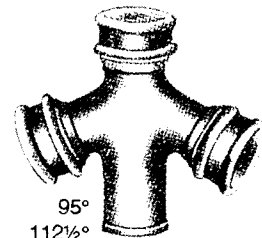
SIZE 2" - 6"

(A.520)



SIZE 2" - 6"

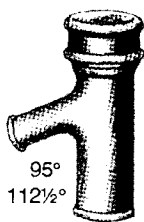
(A.521)



SIZE 2" - 6"

ANTI - SYPHON BRANCHES (DIMINISHING)

(A.516)



SIZE 4" x 2"

(A.517)




SIZE 4" x 2"

(A.518)



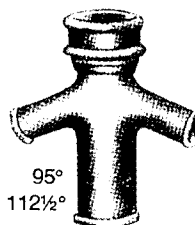
SIZE 4" x 2"

(A.519)



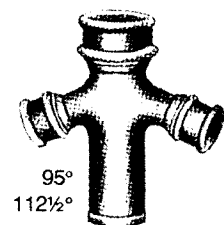
SIZE 4" x 2"

(A.520)



SIZE 4" x 2"

(A.521)



SIZE 4" x 2"

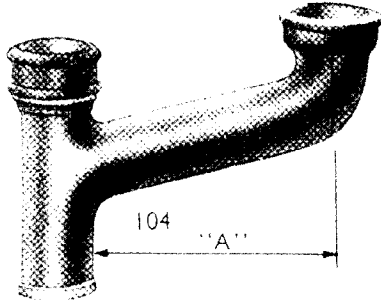
ANY OTHER SIZE OF ANTI - SYPHON BRANCH (DIMINISHING) MADE TO ORDER

SOIL (L.C.C.) PIPE FITTINGS (B.S.416) (2", 2½", 3", 3½", 4", 6")

W.C. JUNCTION "S" OUTLET (A.548)

ORDINARY SOCKET

PAN SOCKET

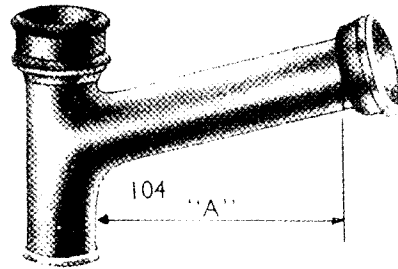


SIZE 3½" & 4"

W.C. JUNCTION "P" OUTLET (A.546)

ORDINARY SOCKET

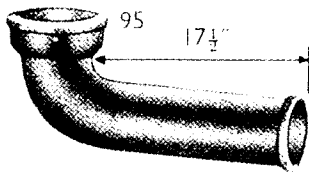
PAN SOCKET



SIZE 3½" & 4"

LONG TAIL BEND (A.550)

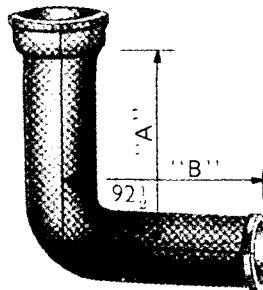
PAN SOCKET



SIZE 3½" & 4"

LONG BEND (A.551)

PAN SOCKET

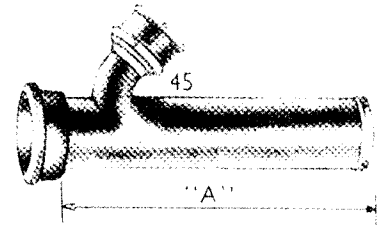


SIZE 3½" & 4"

W.C. OUTLET CONNECTING PIPE (A.552)

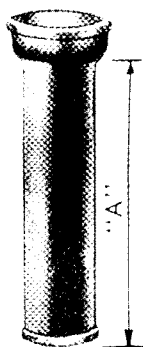
2" SOCKET BRANCH

PAN SOCKET



SIZE 3½" x 2" AND 4" x 2"

FOR THE ABOVE FITTINGS - PLEASE SPECIFY LENGTH REQUIRED FOR DIMENSIONS 'A' & 'B'



SIZE 3½" & 4"

CONNECTING PIPE (A.545)

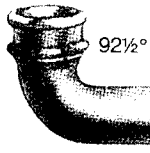
DIMENSIONS OF CONNECTING PIPES AT 'A'

6"	9"	12"	15"	18"	21"	24"
----	----	-----	-----	-----	-----	-----

SOIL (L.C.C.) PIPE FITTINGS (B.S.416)


(2", 2½", 3", 3½", 4", 6")

LONG BEND
(A.543 - 12", 18", 24" LENGTHS)
(A.555 - 32" LENGTH)



SIZE OF BEND 4"
LENGTH 32"

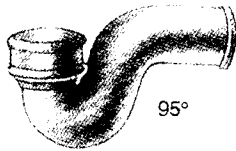
LONG BRANCH
(A.556)



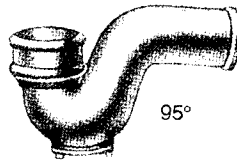
SIZE OF BRANCH 4" x 4"
LENGTH 36"

THE ABOVE BEND AND BRANCH PIPE ARE DESIGNED FOR USE WITH RANGES OF W.C.'s AT 3'0" CENTRES, AND CAN BE USED IMMEDIATELY BELOW A RANGE OF "S" TRAP W.C.s WITH CONNECTING PIPE AS SHOWN ON PREVIOUS PAGE

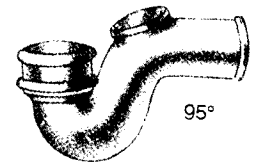
"P" TRAPS WITH OR WITHOUT ACCESS DOORS



PLAIN (A.534)

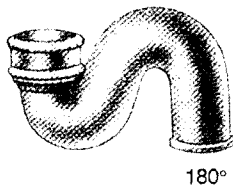


DOOR BOTTOM (A.537)
SIZES - 2", 2½", 3", 3½" & 4"

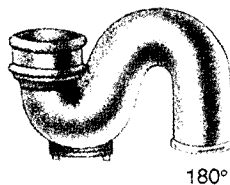


DOOR TOP (A.536)

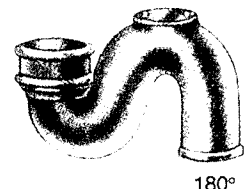
"S" TRAPS WITH OR WITHOUT ACCESS DOOR



PLAIN (A.535)



DOOR BOTTOM (A.539)
SIZES - 2", 2½", 3", 3½" & 4"



DOOR TOP (A.538)

BOSSED PIPES

(TO FIT 1¼", 1½", 2" B.S.P.) (IN 12", 18" & 24" LENGTHS)

SINGLE BOSS



(A.381)

**2 BOSSES
IN LINE**



(A.384)

**2 BOSSES
AT 90°**



(A.383)

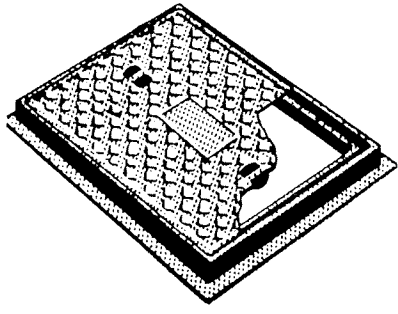
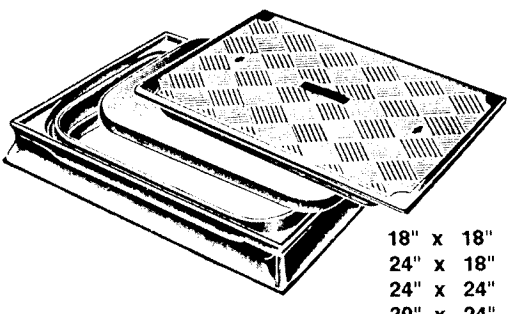
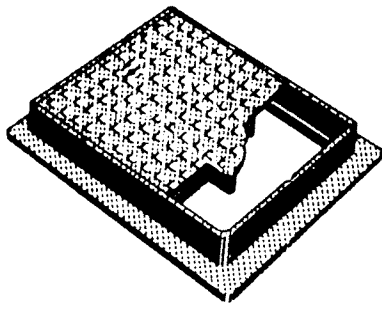
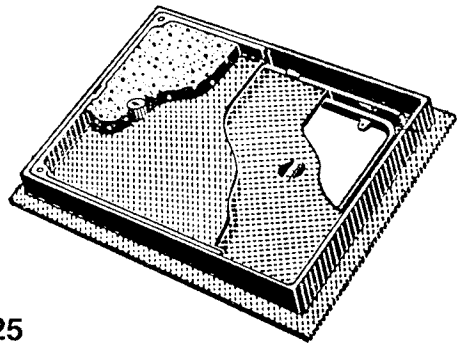
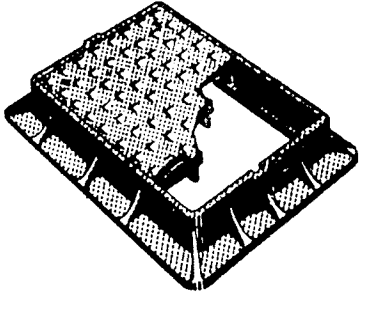
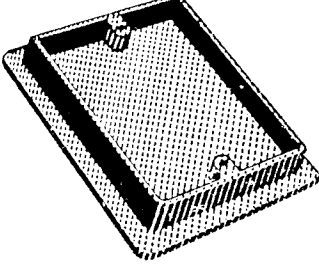
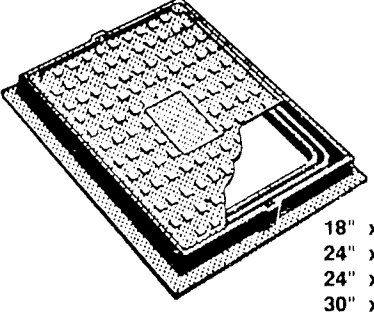

**2 BOSSES
OPPOSITE**



(A.382)


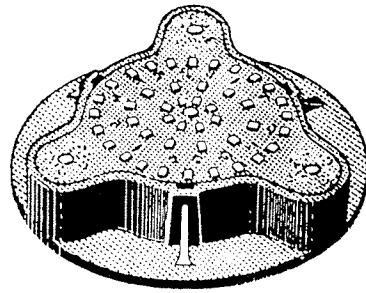
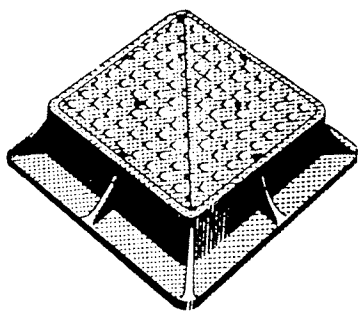
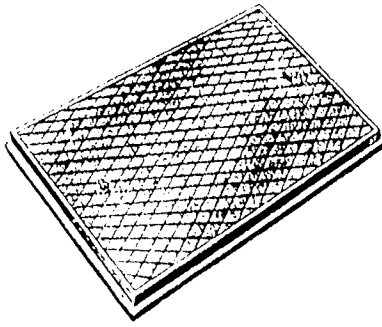
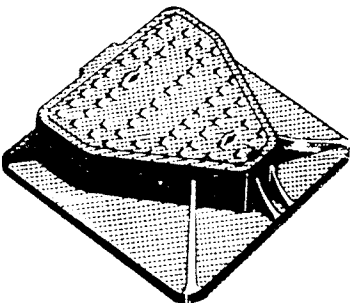
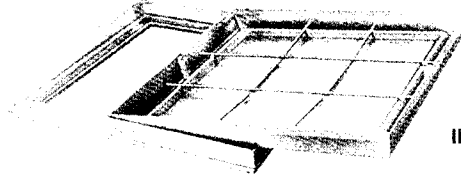
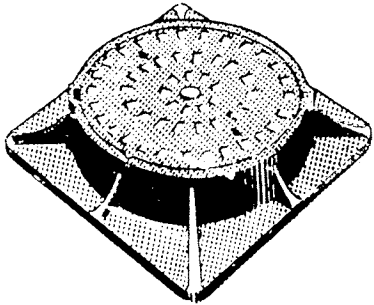
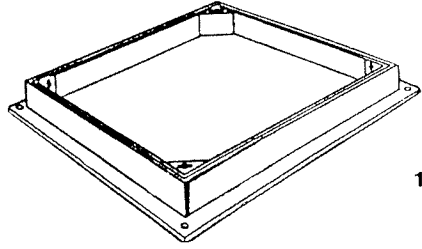
THE POSITIONING OF BOSSES SHOWN ABOVE ARE THOSE MOST FREQUENTLY SUPPLIED. ANY NUMBER OF BOSSES CAN BE FITTED IN WHATEVER POSITION REQUIRED. BOSSES CAN ALSO BE FITTED TO ANY OTHER SOIL FITTING (e.g. A.380 SOIL BRANCH WITH BOSS)

MANHOLE COVERS AND FRAMES

<p>SINGLE SEAL LIGHT DUTY</p>  <table border="0"> <thead> <tr> <th>SQUARE</th> <th>RECTANGULAR</th> </tr> </thead> <tbody> <tr> <td>9" x 9"</td> <td>18" x 12"</td> </tr> <tr> <td>12" x 12"</td> <td>24" x 18"</td> </tr> <tr> <td>15" x 15"</td> <td>30" x 18"</td> </tr> <tr> <td>18" x 18"</td> <td>30" x 24"</td> </tr> <tr> <td>24" x 24"</td> <td>36" x 24"</td> </tr> <tr> <td>30" x 30"</td> <td></td> </tr> <tr> <td>36" x 36"</td> <td></td> </tr> </tbody> </table> <p>920</p>	SQUARE	RECTANGULAR	9" x 9"	18" x 12"	12" x 12"	24" x 18"	15" x 15"	30" x 18"	18" x 18"	30" x 24"	24" x 24"	36" x 24"	30" x 30"		36" x 36"		<p>DOUBLE SEAL, FLAT LIGHT DUTY DOUBLE COVER, GASTIGHT HEAVY DUTY</p>  <table border="0"> <tbody> <tr> <td>18" x 18"</td> <td>LIGHT</td> </tr> <tr> <td>24" x 18"</td> <td>LIGHT, HEAVY</td> </tr> <tr> <td>24" x 24"</td> <td>LIGHT, HEAVY</td> </tr> <tr> <td>30" x 24"</td> <td>LIGHT, HEAVY</td> </tr> <tr> <td>36" x 24"</td> <td>LIGHT</td> </tr> </tbody> </table> <p>924</p>	18" x 18"	LIGHT	24" x 18"	LIGHT, HEAVY	24" x 24"	LIGHT, HEAVY	30" x 24"	LIGHT, HEAVY	36" x 24"	LIGHT		
SQUARE	RECTANGULAR																												
9" x 9"	18" x 12"																												
12" x 12"	24" x 18"																												
15" x 15"	30" x 18"																												
18" x 18"	30" x 24"																												
24" x 24"	36" x 24"																												
30" x 30"																													
36" x 36"																													
18" x 18"	LIGHT																												
24" x 18"	LIGHT, HEAVY																												
24" x 24"	LIGHT, HEAVY																												
30" x 24"	LIGHT, HEAVY																												
36" x 24"	LIGHT																												
<p>SINGLE SEAL MEDIUM DUTY</p>  <table border="0"> <thead> <tr> <th>SQUARE</th> <th>RECTANGULAR</th> </tr> </thead> <tbody> <tr> <td>12" x 12"</td> <td>18" x 12"</td> </tr> <tr> <td>18" x 18"</td> <td>24" x 18"</td> </tr> <tr> <td>24" x 24"</td> <td>30" x 24"</td> </tr> <tr> <td>30" x 30"</td> <td>36" x 24"</td> </tr> <tr> <td>36" x 36"</td> <td></td> </tr> </tbody> </table> <p>921</p>	SQUARE	RECTANGULAR	12" x 12"	18" x 12"	18" x 18"	24" x 18"	24" x 24"	30" x 24"	30" x 30"	36" x 24"	36" x 36"		<p>DOUBLE SEAL, RECESSED LIGHT DUTY DOUBLE COVER, GASTIGHT</p>  <table border="0"> <tbody> <tr> <td>18" x 18"</td> <td></td> </tr> <tr> <td>24" x 18"</td> <td></td> </tr> <tr> <td>24" x 24"</td> <td></td> </tr> <tr> <td>30" x 24"</td> <td></td> </tr> <tr> <td>36" x 24"</td> <td></td> </tr> </tbody> </table> <p>925</p>	18" x 18"		24" x 18"		24" x 24"		30" x 24"		36" x 24"							
SQUARE	RECTANGULAR																												
12" x 12"	18" x 12"																												
18" x 18"	24" x 18"																												
24" x 24"	30" x 24"																												
30" x 30"	36" x 24"																												
36" x 36"																													
18" x 18"																													
24" x 18"																													
24" x 24"																													
30" x 24"																													
36" x 24"																													
<p>SINGLE SEAL HEAVY DUTY</p>  <table border="0"> <thead> <tr> <th>SQUARE</th> <th>RECTANGULAR</th> </tr> </thead> <tbody> <tr> <td>12" x 12"</td> <td>24" x 18"</td> </tr> <tr> <td>18" x 18"</td> <td>30" x 24"</td> </tr> <tr> <td>24" x 24"</td> <td>36" x 24"</td> </tr> <tr> <td>30" x 30"</td> <td>36" x 30"</td> </tr> <tr> <td>36" x 36"</td> <td></td> </tr> </tbody> </table> <p>922</p>	SQUARE	RECTANGULAR	12" x 12"	24" x 18"	18" x 18"	30" x 24"	24" x 24"	36" x 24"	30" x 30"	36" x 30"	36" x 36"		<p>SINGLE SEAL, RECESSED LIGHT DUTY MEDIUM DUTY HEAVY DUTY</p>  <table border="0"> <tbody> <tr> <td>12" x 12"</td> <td>LIGHT</td> </tr> <tr> <td>18" x 12"</td> <td>LIGHT, MEDIUM</td> </tr> <tr> <td>18" x 18"</td> <td>LIGHT, MEDIUM, HEAVY</td> </tr> <tr> <td>24" x 18"</td> <td>LIGHT, MEDIUM, HEAVY</td> </tr> <tr> <td>24" x 24"</td> <td>LIGHT, MEDIUM, HEAVY</td> </tr> <tr> <td>30" x 24"</td> <td>LIGHT, HEAVY</td> </tr> <tr> <td>30" x 30"</td> <td>HEAVY</td> </tr> <tr> <td>36" x 24"</td> <td>LIGHT, HEAVY</td> </tr> </tbody> </table> <p>(NOTE - MEDIUM AND HEAVY DUTY COVERS HAVE STRENGTHENING RIBS IN THE COVER)</p> <p>926</p>	12" x 12"	LIGHT	18" x 12"	LIGHT, MEDIUM	18" x 18"	LIGHT, MEDIUM, HEAVY	24" x 18"	LIGHT, MEDIUM, HEAVY	24" x 24"	LIGHT, MEDIUM, HEAVY	30" x 24"	LIGHT, HEAVY	30" x 30"	HEAVY	36" x 24"	LIGHT, HEAVY
SQUARE	RECTANGULAR																												
12" x 12"	24" x 18"																												
18" x 18"	30" x 24"																												
24" x 24"	36" x 24"																												
30" x 30"	36" x 30"																												
36" x 36"																													
12" x 12"	LIGHT																												
18" x 12"	LIGHT, MEDIUM																												
18" x 18"	LIGHT, MEDIUM, HEAVY																												
24" x 18"	LIGHT, MEDIUM, HEAVY																												
24" x 24"	LIGHT, MEDIUM, HEAVY																												
30" x 24"	LIGHT, HEAVY																												
30" x 30"	HEAVY																												
36" x 24"	LIGHT, HEAVY																												
<p>DOUBLE SEAL LIGHT DUTY MEDIUM DUTY HEAVY DUTY</p>  <table border="0"> <tbody> <tr> <td>18" x 18"</td> <td>LIGHT</td> </tr> <tr> <td>24" x 18"</td> <td>LIGHT, MEDIUM, HEAVY</td> </tr> <tr> <td>24" x 24"</td> <td>LIGHT, HEAVY</td> </tr> <tr> <td>30" x 24"</td> <td>LIGHT</td> </tr> <tr> <td>36" x 24"</td> <td>LIGHT</td> </tr> </tbody> </table> <p>923</p>	18" x 18"	LIGHT	24" x 18"	LIGHT, MEDIUM, HEAVY	24" x 24"	LIGHT, HEAVY	30" x 24"	LIGHT	36" x 24"	LIGHT	<p>DOUBLE SEAL, RECESSED LIGHT DUTY MEDIUM DUTY HEAVY DUTY</p>  <table border="0"> <tbody> <tr> <td>18" x 18"</td> <td>LIGHT</td> </tr> <tr> <td>24" x 18"</td> <td>LIGHT, HEAVY</td> </tr> <tr> <td>24" x 24"</td> <td>LIGHT, HEAVY</td> </tr> <tr> <td>30" x 24"</td> <td>LIGHT</td> </tr> <tr> <td>36" x 24"</td> <td>LIGHT</td> </tr> </tbody> </table> <p>(NOTE - MEDIUM AND HEAVY DUTY COVERS HAVE STRENGTHENING RIBS IN THE COVER)</p> <p>927</p>	18" x 18"	LIGHT	24" x 18"	LIGHT, HEAVY	24" x 24"	LIGHT, HEAVY	30" x 24"	LIGHT	36" x 24"	LIGHT								
18" x 18"	LIGHT																												
24" x 18"	LIGHT, MEDIUM, HEAVY																												
24" x 24"	LIGHT, HEAVY																												
30" x 24"	LIGHT																												
36" x 24"	LIGHT																												
18" x 18"	LIGHT																												
24" x 18"	LIGHT, HEAVY																												
24" x 24"	LIGHT, HEAVY																												
30" x 24"	LIGHT																												
36" x 24"	LIGHT																												

LOCKING SCREWS CAN BE FITTED TO MOST PATTERNS






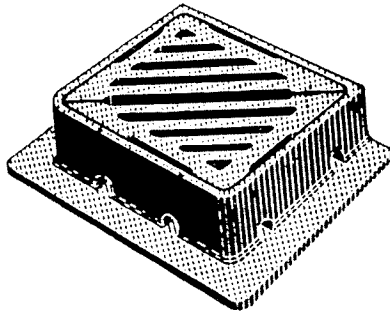
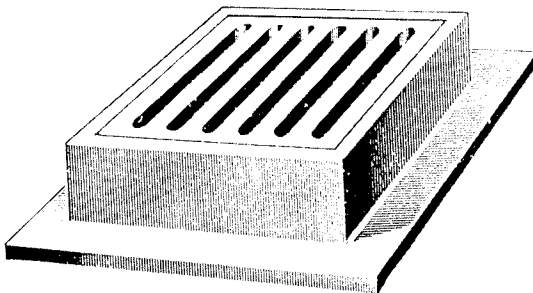
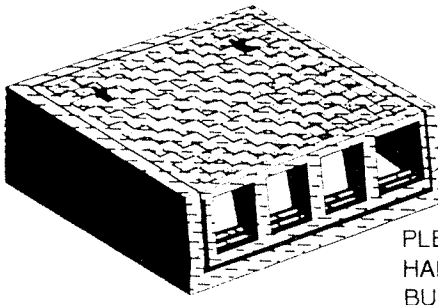
MANHOLE COVERS AND FRAMES

<p>HINGED AND LOCKING</p>  <p>LIGHT DUTY HEAVY DUTY</p> <p>18" x 18" LIGHT 20" x 20" HEAVY 24" x 18" LIGHT, HEAVY 24" x 24" LIGHT, HEAVY 30" x 24" LIGHT</p> <p>928</p>	<p>CLOVER LEAF</p>  <p>HEAVY DUTY</p> <p>12" DIAMETER 22" DIAMETER 24" DIAMETER</p> <p>932</p>
<p>DOUBLE TRIANGULAR</p>  <p>MEDIUM DUTY HEAVY DUTY</p> <p>6" x 6" HEAVY 9" x 9" HEAVY 12" x 12" HEAVY 20" x 20" MEDIUM, HEAVY 22" x 22" MEDIUM, HEAVY 24" x 24" MEDIUM, HEAVY 27" x 27" MEDIUM, HEAVY 36" x 36" HEAVY</p> <p>929</p> <p>MULTIPLE COVERS ALSO AVAILABLE</p>	<p>GALVANISED STEEL</p>  <p>FLAT TOP</p> <p>AVAILABLE IN LIGHT, MEDIUM & HEAVY DUTY IN SIZES 18" x 18" TO 36" x 36"</p> <p>940</p>
<p>SINGLE TRIANGULAR</p>  <p>MEDIUM DUTY HEAVY DUTY</p> <p>19½" x 20" MEDIUM 19½" x 20" HEAVY 22" x 22" HEAVY 24" x 24" HEAVY</p> <p>930</p>	<p>GALVANISED STEEL</p>  <p>PLATE BOTTOM RECESSED</p> <p>AVAILABLE IN LIGHT, MEDIUM & HEAVY DUTY IN SIZES 12" x 12" TO 36" x 24"</p> <p>"PLEASE SPECIFY IF REQUIRED SEALED & LOCKING"</p> <p>941</p>
<p>CIRCULAR</p>  <p>LIGHT DUTY MEDIUM DUTY HEAVY DUTY</p> <p>18" LIGHT, MEDIUM 20" MEDIUM, HEAVY 22" MEDIUM, HEAVY 24" MEDIUM, HEAVY 27" HEAVY</p> <p>931</p>	<p>GALVANISED STEEL</p>  <p>FOR BLOCK PAVING</p> <p>LIGHT DUTY FOR 65 mm BLOCKS HEAVY DUTY FOR 105 mm BLOCKS AVAILABLE IN SIZES 18" x 18" TO 36" x 24"</p> <p>942</p>


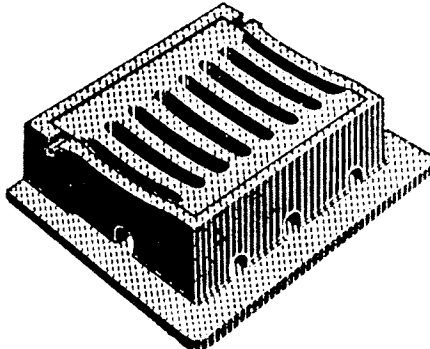
OTHER SIZES & TYPES AVAILABLE
LOCKING SCREWS CAN BE FITTED TO MOST PATTERNS

BRIDGE FOUNDRY, HOLMFIRTH, NR. HUDDERSFIELD HD9 7AW
TEL. 01484-682141 FAX. 01484-681513

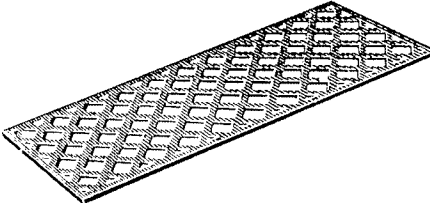
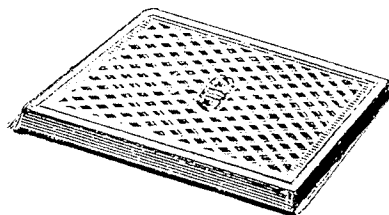
GULLY GRATES AND FRAMES

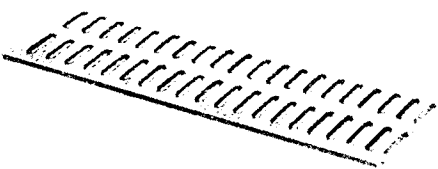
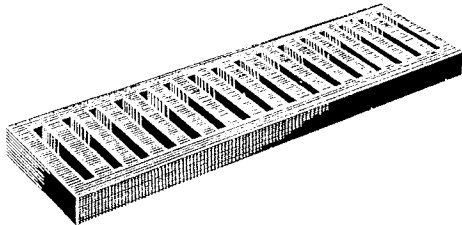
<p>HINGED AND LOCKING</p>  <p>950</p>	<p>STRAIGHT BAR DISHED TOP</p> <p>4¾" x 4¾" 6" x 6" 9" x 9" 10" x 10" 12" x 12" 5½" DIAMETER 7¾" DIAMETER 10¾" DIAMETER 14½" DIAMETER</p>	<p>DROP-IN (NON-HINGED)</p>  <p>954</p>	<p>STRAIGHT BAR DISHED TOP</p> <p>10" x 10" 12" x 12" 17½" x 16" 30" x 18"</p>
<p>HINGED (NON-REMOVABLE)</p>  <p>951</p>	<p>STRAIGHT BAR FLAT TOP</p> <p>12" x 12" 13" x 13" 16" x 14" 18" x 18" 20" x 14"</p>	<p>STORM BAR</p>  <p>955</p>	<p>FLAT TOP</p> <p>16" x 14" 20" x 14"</p> <p>PLEASE SPECIFY IF HINGE IS TO BE FOR NON-REMOVABLE OR LIFT OUT GRATE AND IF GRATE IS FOR LEFT OR RIGHT HAND OF ROAD</p>
<p>HINGED (NON-REMOVABLE)</p>  <p>952</p> <p>(* Deep Dished)</p>	<p>STRAIGHT BAR DISHED TOP</p> <p>8½" x 8½" 9" x 9" 12" x 11" 12" x 12" 13½" x 10½" * 13" x 13" 13½" x 13½" 14½" x 12½" * 16" x 14" 20" x 14"</p>	<p>DOUBLE TRIANGULAR</p>  <p>956</p>	<p>17" x 14" 18" x 18" 18¾" x 18¾" 20" x 18" 22" DIAMETER 24" x 24" 27" x 27"</p> <p>MULTIPLE GRATES ALSO AVAILABLE</p>
<p>DROP-IN (NON-HINGED)</p>  <p>953</p>	<p>STRAIGHT BAR FLAT TOP</p> <p>10" x 10" 12" x 12" 16¾" x 16½"</p>	<p>KERB TYPE</p>  <p>957</p>	<p>19" x 15" x 8"</p> <p>PLEASE SPECIFY IF FOR HALF BATTERED, 45°, BULL NOSE OR SQUARE FRONT KERB FACE</p>


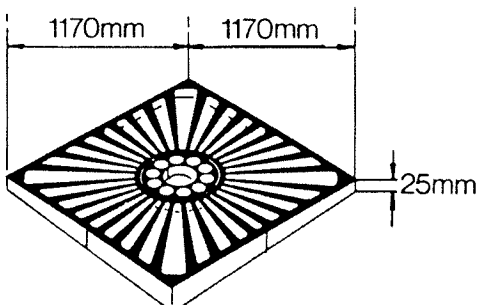
GULLY GRATES AND FRAMES

<p>HINGED (LIFT OUT)</p> <p>STRAIGHT BAR FLAT TOP</p>  <p>13" x 13" 16" x 14" 18" x 18" 20" x 14"</p> <p>958</p>	<p>HINGED (LIFT OUT)</p> <p>STRAIGHT BAR DISHED TOP</p>  <p>13" x 11" 13" x 13" 13½" x 10½" * 13½" x 13½" 14½" x 12½" * 16" x 14" 20" x 14"</p> <p>959 (* Deep Dished)</p>
---	--

CHANNEL GRATING AND FRAME

<p>DIAMOND PATTERN</p>  <p>THICKNESSES ½", ¾", 1" WIDTHS 6", 7", 8", 9", 10", 11", 12" LENGTHS 24"</p> <p>960</p>	<p>MESH GRATE AND FRAME</p>  <p>LIGHT DUTY, DIAMOND PATTERN GRATING</p> <p>SIZES 18" x 18", 24" x 18", 24" x 24" 30" x 24", 36" x 24"</p> <p>963</p>
---	---






<p>SLOTTED PATTERN</p>  <p>THICKNESSES ¾", 1", 2", 2½" WIDTHS 5½", 6", 7½", 9", 10½", 12", 13½", 14" LENGTHS 24"</p> <p>961</p>	<p>STRAIGHT BAR PATTERN</p>  <p>THICKNESSES 1", 1½", 2", 2½" WIDTHS 6", 8", 9", 10", 12", 14", 15", 18", 21" LENGTHS 24", 36"</p> <p>964</p>
---	---

<p>PRECAST CONCRETE CHANNEL WITH INTEGRAL CAST IRON GRATING AND FRAME</p>  <p>SIZE 24" x 13½" x 7"</p> <p>962</p>	<p>TREE GRIDS</p>  <p>SIZE 46" x 46"</p> <p>965</p>
---	--

CAST IRON / MILD STEEL FRAMING SUPPLIED TO SUIT CHANNEL GRATING
VARIOUS OTHER SIZES OF GRATING AVAILABLE TO ORDER

BRIDGE FOUNDRY, HOLMFIRTH, NR. HUDDERSFIELD HD9 7AW
TEL. 01484-682141 FAX. 01484-681513

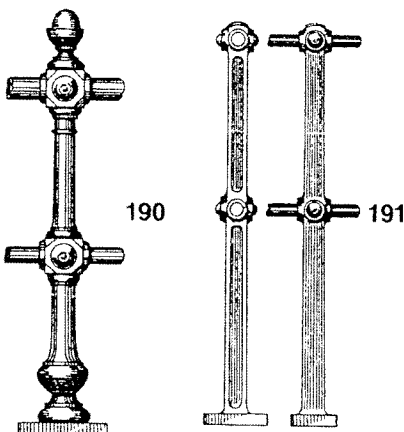
AIRBRICKS

	970	SQUARE HOLE PATTERN 229 x 76mm 9" x 3" 229 x 152mm 9" x 6" 229 x 229mm 9" x 9" 305 x 229mm 12" x 9" 305 x 305mm 12" x 12"
	971	SQUARE HOLE PATTERN with loose front fitted with four brass screws 229 x 152mm 9" x 6" 229 x 229mm 9" x 9" 305 x 229mm 12" x 9" 305 x 305mm 12" x 12"
	974	SCHOOL BOARD PATTERN 229 x 76mm 9" x 3" 229 x 152mm 9" x 6" 229 x 229mm 9" x 9" 305 x 229mm 12" x 9" 305 x 305mm 12" x 12"
	975	LOUVRE PATTERN 229 x 76mm 9" x 3" 229 x 152mm 9" x 6" 229 x 229mm 9" x 9" 305 x 229mm 12" x 9" 305 x 305mm 12" x 12"
	976	HIT AND MISS PATTERN 229 x 76mm 9" x 3" 229 x 152mm 9" x 6" 229 x 229mm 9" x 9" 305 x 229mm 12" x 9" 305 x 305mm 12" x 12"
	977	ORNAMENTAL PATTERN 229 x 76mm 9" x 3" 229 x 152mm 9" x 6" 229 x 229mm 9" x 9" 305 x 229mm 12" x 9" 305 x 305mm 12" x 12"
	977X	ORNAMENTAL PATTERN 229 x 76mm 9" x 3" 229 x 152mm 9" x 6" 229 x 229mm 9" x 9" 305 x 229mm 12" x 9" 305 x 305mm 12" x 12"

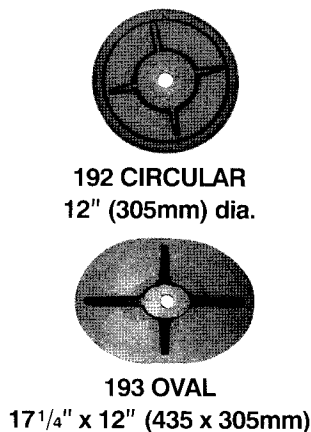
NEW!
100mm (4")
CIRCULAR

DETAILS OF OTHER SIZES AVAILABLE ON REQUEST

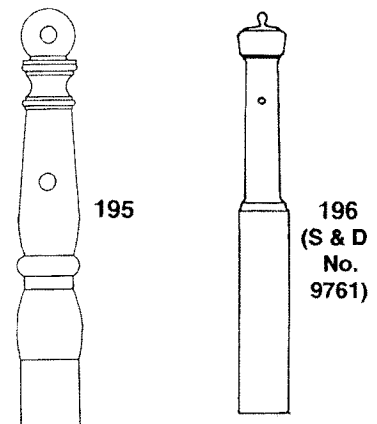
RAILING POSTS



WALL PLATES



BOLLARDS

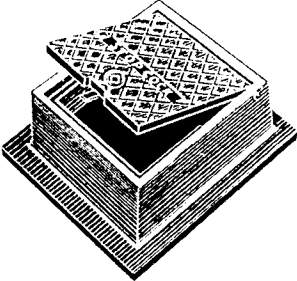

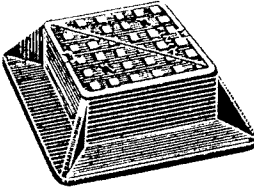


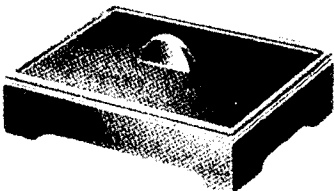
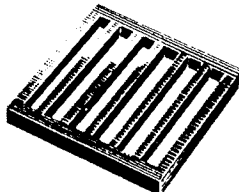





RAILING POSTS and BOLLARDS can be Supplied With / Without Holes: also LINKS for Holding Chain can be added, as required. Detailed drawings with full dimensions etc., available on request.

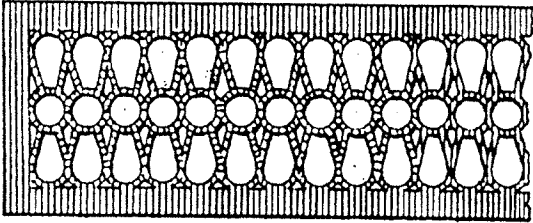

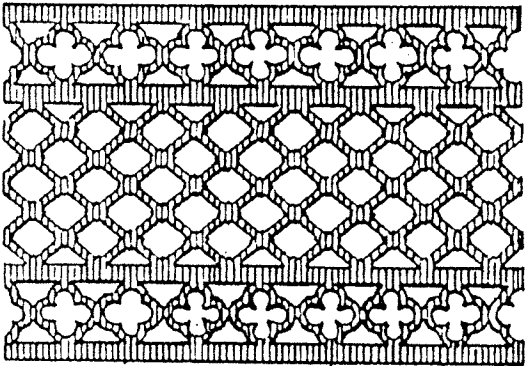
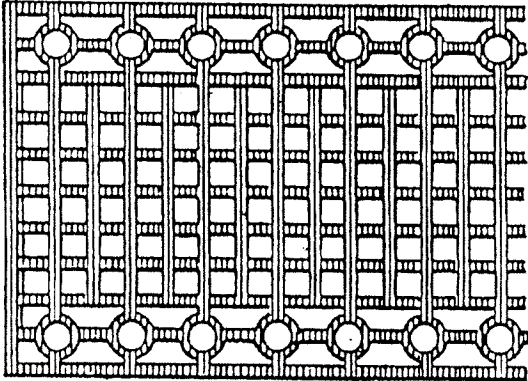
BRIDGE FOUNDRY, HOLMFIRTH, NR. HUDDERSFIELD HD9 7AW

TEL. 01484-682141 FAX. 01484-681513

SUNDRY IRONWORK

<p>STOP COCK BOX</p> <p>LIGHT DUTY HINGED LOCKING</p>  <p>6" x 5" 6" x 6" 9" x 9" 12" x 12" 18" x 18"</p> <p>980</p>	<p>HYDRANT BOXES & FRAMES</p>  <p>15" x 9" LIGHT, HEAVY 19½" x 9" LIGHT, HEAVY 21¼" x 11¼" HEAVY</p> <p>986</p>																				
<p>SURFACE BOX</p> <p>HEAVY DUTY DOUBLE TRIANGULAR</p>  <p>6" x 6" 9" x 9" 12" x 12"</p> <p>981</p>	<p>GRIDS</p> <p>COBWEB PATTERN</p>   <table border="0"> <thead> <tr> <th>SQUARE</th> <th>CIRCULAR</th> </tr> </thead> <tbody> <tr> <td>4¾" x 4¾"</td> <td>4", 4½", 5"</td> </tr> <tr> <td>5" x 5"</td> <td>5½", 6", 6½"</td> </tr> <tr> <td>7" x 7"</td> <td>7", 7½", 8"</td> </tr> <tr> <td>8" x 8"</td> <td>8½", 9", 10"</td> </tr> <tr> <td>9" x 9"</td> <td>10½", 11", 11½"</td> </tr> <tr> <td>10" x 10"</td> <td>12", 14" & 15"</td> </tr> <tr> <td>12" x 12"</td> <td></td> </tr> </tbody> </table> <p>OTHER SIZES AVAILABLE</p> <p>987 988</p>	SQUARE	CIRCULAR	4¾" x 4¾"	4", 4½", 5"	5" x 5"	5½", 6", 6½"	7" x 7"	7", 7½", 8"	8" x 8"	8½", 9", 10"	9" x 9"	10½", 11", 11½"	10" x 10"	12", 14" & 15"	12" x 12"					
SQUARE	CIRCULAR																				
4¾" x 4¾"	4", 4½", 5"																				
5" x 5"	5½", 6", 6½"																				
7" x 7"	7", 7½", 8"																				
8" x 8"	8½", 9", 10"																				
9" x 9"	10½", 11", 11½"																				
10" x 10"	12", 14" & 15"																				
12" x 12"																					
<p>SOOT BOX</p>  <p>9" x 9" 12" x 12"</p> <p>982</p> <p>FINE CAST UNLESS SPECIFIED OTHERWISE</p>	<p>GRIDS</p> <p>STRAIGHT BAR</p>   <table border="0"> <thead> <tr> <th>SQUARE</th> <th>CIRCULAR</th> </tr> </thead> <tbody> <tr> <td>4" x 4"</td> <td></td> </tr> <tr> <td>5" x 5"</td> <td></td> </tr> <tr> <td>6" x 6"</td> <td>4", 4½", 5"</td> </tr> <tr> <td>7" x 7"</td> <td>5½", 6", 7"</td> </tr> <tr> <td>8" x 8"</td> <td>7½", 8" & 9"</td> </tr> <tr> <td>8½" x 8½"</td> <td></td> </tr> <tr> <td>9" x 9"</td> <td></td> </tr> <tr> <td>10" x 10"</td> <td></td> </tr> <tr> <td>12" x 12"</td> <td></td> </tr> </tbody> </table> <p>OTHER SIZES AVAILABLE</p> <p>989 990</p>	SQUARE	CIRCULAR	4" x 4"		5" x 5"		6" x 6"	4", 4½", 5"	7" x 7"	5½", 6", 7"	8" x 8"	7½", 8" & 9"	8½" x 8½"		9" x 9"		10" x 10"		12" x 12"	
SQUARE	CIRCULAR																				
4" x 4"																					
5" x 5"																					
6" x 6"	4", 4½", 5"																				
7" x 7"	5½", 6", 7"																				
8" x 8"	7½", 8" & 9"																				
8½" x 8½"																					
9" x 9"																					
10" x 10"																					
12" x 12"																					
<p>SEALING PLATE & FRAME</p> <p>LOCKING</p>  <table border="0"> <tbody> <tr> <td>5½" DIAMETER</td> </tr> <tr> <td>7½" "</td> </tr> <tr> <td>10¾" "</td> </tr> <tr> <td>14½" "</td> </tr> <tr> <td>4¾" x 4¾"</td> </tr> <tr> <td>6" x 6"</td> </tr> <tr> <td>9" x 9"</td> </tr> <tr> <td>10" x 6"</td> </tr> <tr> <td>10" x 10"</td> </tr> <tr> <td>12" x 12"</td> </tr> </tbody> </table> <p>985</p> <p>PLEASE SPECIFY IF BLACK OR GALVANISED</p>	5½" DIAMETER	7½" "	10¾" "	14½" "	4¾" x 4¾"	6" x 6"	9" x 9"	10" x 6"	10" x 10"	12" x 12"	<p>PAVEMENT LIGHTS</p>  <p>SIZES ON APPLICATION</p> <p>With 4" x 3" Glass Lenses (Supplied Loose) Flat and Prism, or Flat Only</p> <p>997</p>										
5½" DIAMETER																					
7½" "																					
10¾" "																					
14½" "																					
4¾" x 4¾"																					
6" x 6"																					
9" x 9"																					
10" x 6"																					
10" x 10"																					
12" x 12"																					
<p>998 PIPE NAILS (4" Long)</p>	<p>999A BOBBINS 1¼" Wooden 999B BOBBINS 1¼" Ductile Iron</p>																				

ORNAMENTAL GRATING

		length	width	depth	
966		6"	24"	6"	1/2"
967		6"	24"	6"	1/2"
968		8 7/8"	24"	8 7/8"	1/2"
969A		7"	24"	7"	1/2"
969B		or 10 1/8"	24"	10 1/8"	1/2"

**N.B. ALL PATTERNS CAN BE SUPPLIED WITH SOLID END(S)
- OTHER WIDTHS AVAILABLE FOR SPECIAL PRODUCTION**

INDEX

Fig No.	Description	Page
1 - 285	Ornamental Rainwater Heads	10 - 20
1 - 101	Moulded Gutters	2 - 4
B102 - 112	Galvanised Mild Steel Gutter Brackets	6
151 - 166	Gutter Fittings and Brackets	6
180 - 182	Pavement Gutters	4
190 - 196	Bollards, Railings, Wall Plates	34
201 - 225	Embellishments for Rainwater Heads etc.	21
304 - 361	Ornamental Earbands	10
A381 - A384	Bossed Pipes	29
A484 - A485	Rectangular Heads	7
A500 - A562	Soil Pipes and Fittings	23 - 29
A585 - A600	Rainwater Pipes and Fittings (Round)	7 - 8
A601 - A615	Rainwater Pipes and Fittings (Rectangular)	9
A750	Hopper Heads	7
G800 - G859	Die-Cast Gutters and Fittings	5
F900 - F902	Smoke Pipes and Bends	22
920 - 932	Manhole Covers & Frames (Cast Iron)	30 - 31
940 - 942	Manhole Covers & Frames (Steel)	31
950 - 959	Gully Grates & Frames	32 - 33
960 - 965	Channel Grating, Tree Grids, etc.	33
966 - 969	Ornamental Grating	36
970 - 977	Air Bricks	34
980 - 999	Sundry Ironwork (Stop Cock, Surface, Hydrant and Soot Boxes, Sealing Plates & Frames, Grids, Step Irons, Pavement Lights, Bobbins, Nails)	35

METRIC CONVERSION TABLE


(for use in conjunction with our Catalogue and Price Lists)

Imperial	Metric Equivalent
¼"	6.3 mm
½"	12.7 mm
¾"	19.1 mm
1"	25.4 mm
1½"	38.1 mm
2"	50.8 mm
2½"	63.5 mm
3"	76.2 mm
3¼"	82.5 mm
3½"	88.9 mm
4"	101.6 mm
4½"	114.3 mm
4¾"	120.7 mm
5"	127.0 mm
5½"	139.7 mm
6"	152.4 mm
6¼"	158.7 mm
6½"	165.1 mm
7"	177.8 mm
7¼"	184.1 mm
7½"	190.5 mm
8"	203.2 mm
8¼"	209.6 mm
8½"	215.9 mm
9"	228.6 mm
9½"	241.3 mm
10"	254.0 mm
10½"	266.7 mm
10¾"	273.1 mm
11"	279.4 mm
11½"	292.1 mm
11¾"	298.5 mm
12"	304.8 mm
12½"	317.5 mm
13"	330.2 mm
13½"	342.9 mm
14"	355.6 mm
14½"	368.3 mm
15"	381.0 mm
16"	406.4 mm
16½"	419.1 mm
16¾"	431.8 mm
17½"	444.5 mm
18"	457.2 mm
18¾"	476.3 mm
19"	482.6 mm
19½"	495.3 mm
20"	508.0 mm
21"	533.4 mm
21¾"	546.1 mm
22"	558.8 mm
22½"	571.5 mm
24"	609.6 mm
27"	685.8 mm
30"	762.0 mm
36"	914.4 mm
46"	1168.4 mm
1 foot	304.8 mm
2 feet	609.6 mm
3 feet	914.4 mm
4 feet	1219.2 mm
6 feet	1828.8 mm


J+JW LONGBOTTOM LTD

IRON FOUNDERS

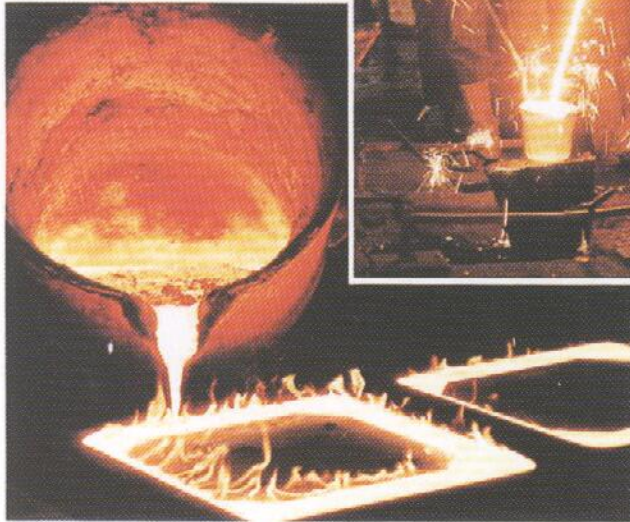
Tapping furnace




*Special production
ORNAMENTAL HOPPER HEADS*




Pouring mould



Stock of SOIL FITTINGS



Stock of RAINWATER PIPES



Stock of MOULDED GUTTERS

SERVICE - BASED ON SUBSTANTIAL STOCKS OF THE PRODUCTS SHOWN IN THIS CATALOGUE, COUPLED WITH THE CAPABILITY TO MAKE ANY SPECIAL REQUIREMENTS PROMPTLY IN OUR OWN FOUNDRY AND WORKSHOPS - IS OUR BYWORD.

**BRIDGE FOUNDRY, HOLMFIRTH, NR. HUDDERSFIELD HD9 7AW
TEL. 01484-682141 FAX. 01484-681513**